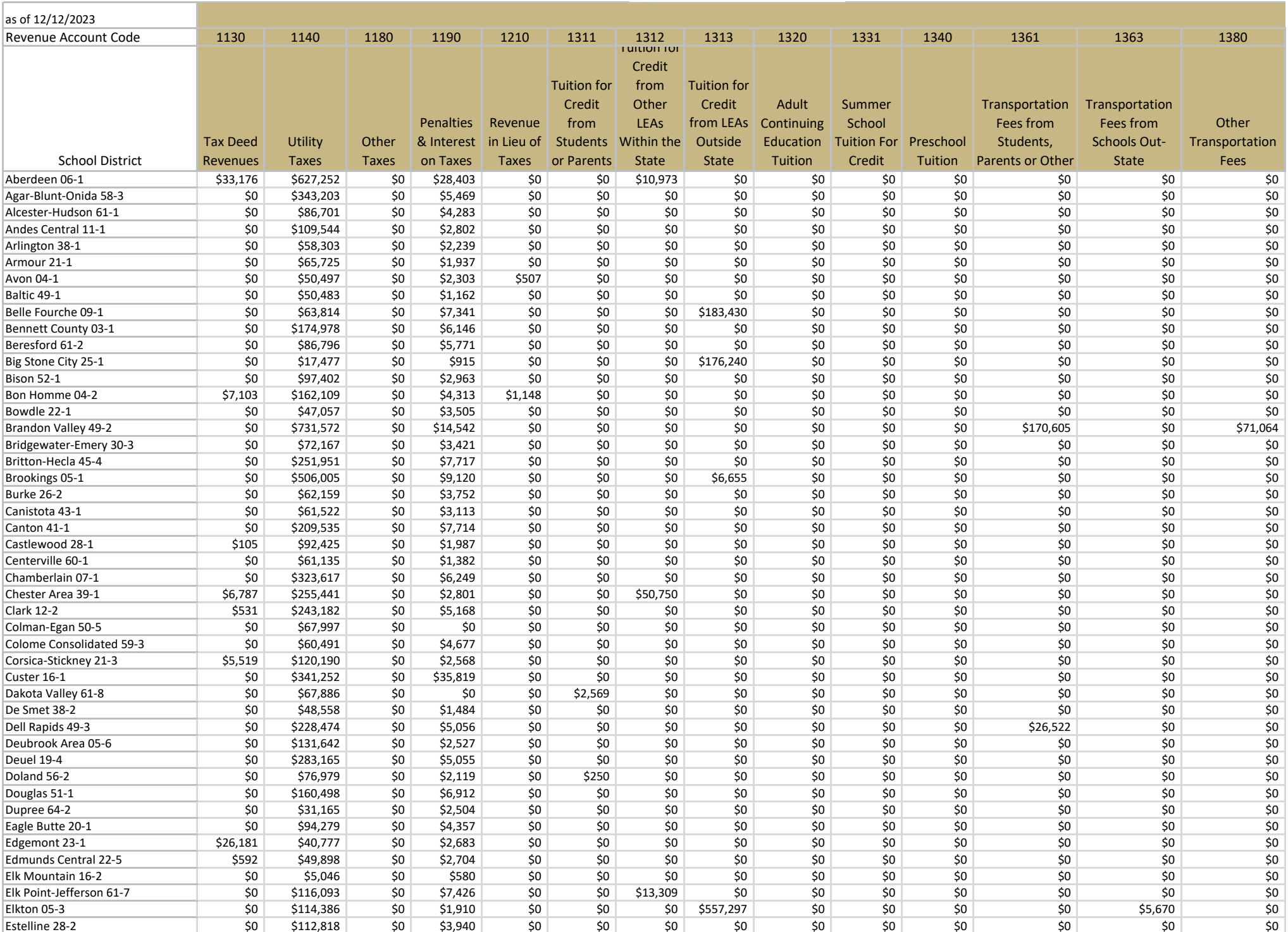
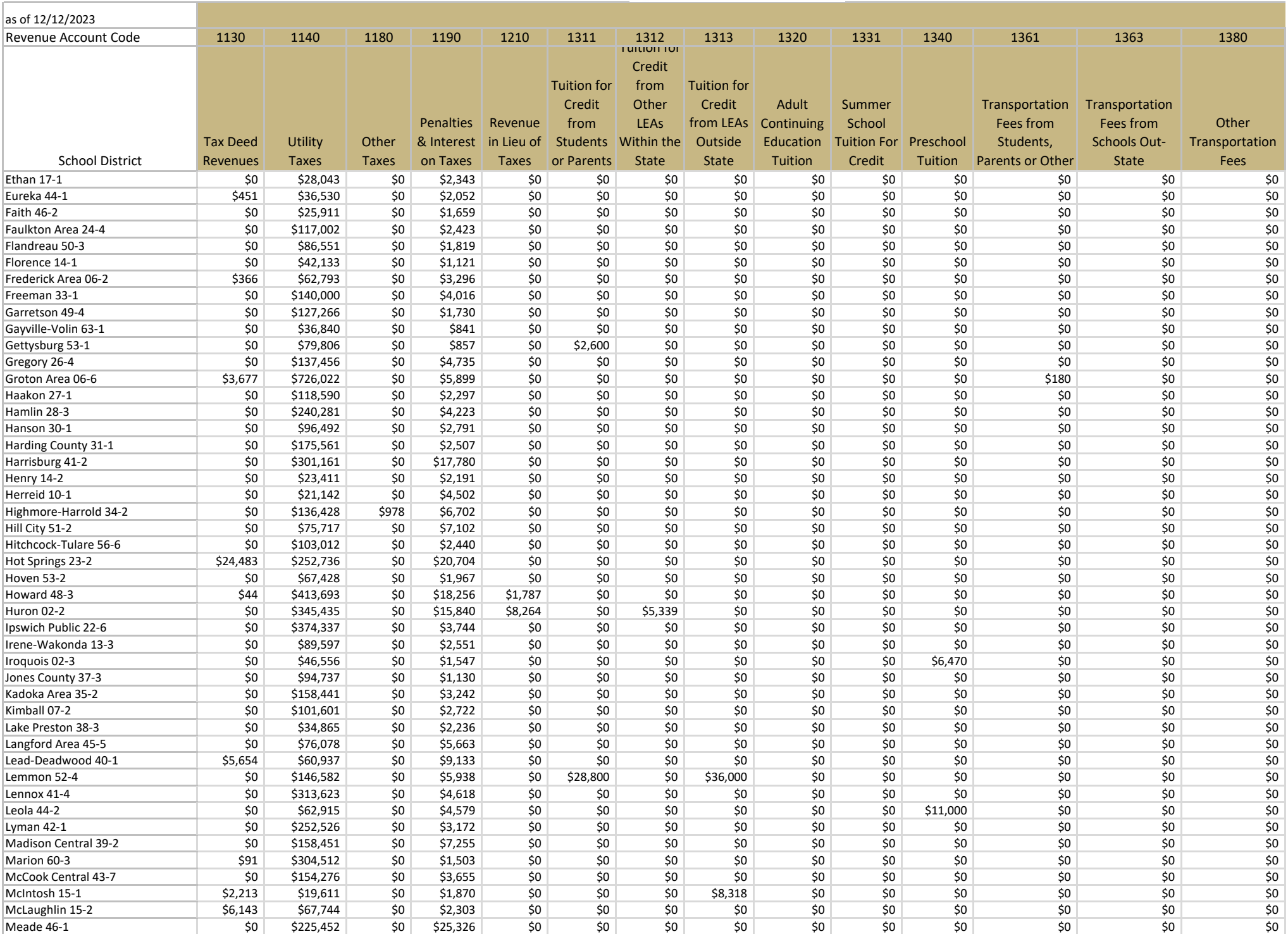


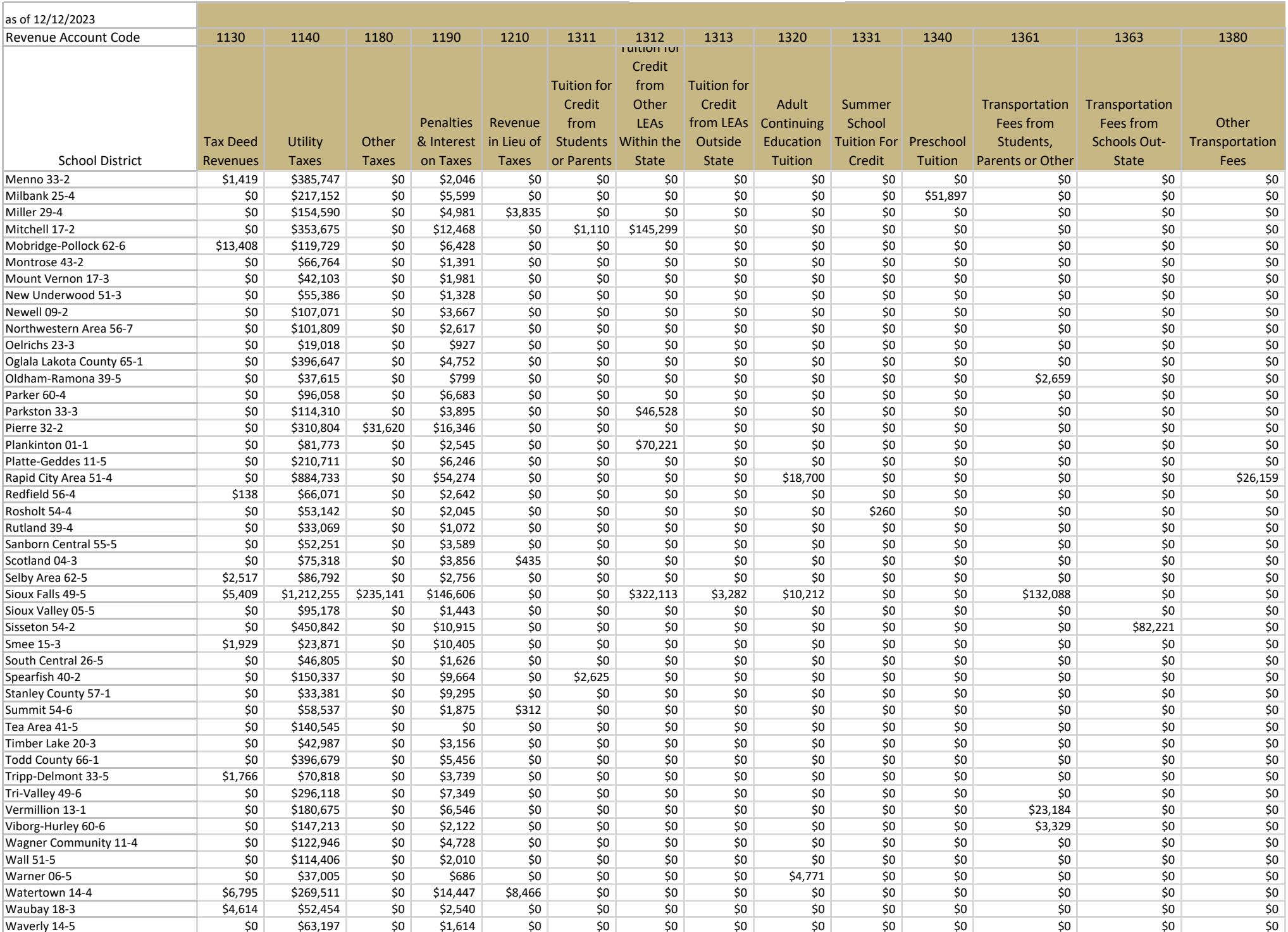
General Fund Revenue



General Fund Revenue



General Fund Revenue



2022-2023

General Fund Revenue

as of 12/12/2023														
Revenue Account Code	1130	1140	1180	1190	1210	1311	1312	1313	1320	1331	1340	1361	1363	1380
School District	Tax Deed Revenues	Utility Taxes	Other Taxes	Penalties & Interest on Taxes	Revenue in Lieu of Taxes	Tuition for Credit from Students or Parents	Tuition for Credit from Other LEAs Within the State	Tuition for Credit from LEAs Outside State	Adult Continuing Education Tuition	Summer School Tuition For Credit	Preschool Tuition	Transportation Fees from Students, Parents or Other	Transportation Fees from Schools Out-State	Other Transportation Fees
Webster Area 18-5	\$0	\$211,860	\$0	\$7,671	\$0	\$0	\$0	\$0	\$0	\$0	\$0	\$0	\$0	\$0
Wessington Springs 36-2	\$0	\$112,375	\$0	\$4,500	\$0	\$0	\$0	\$0	\$0	\$0	\$0	\$0	\$0	\$0
West Central 49-7	\$0	\$346,296	\$0	\$7,905	\$0	\$0	\$0	\$0	\$0	\$0	\$0	\$30,298	\$0	\$0
White Lake 01-3	\$0	\$42,107	\$0	\$1,657	\$0	\$0	\$0	\$0	\$0	\$0	\$0	\$0	\$0	\$0
White River 47-1	\$0	\$70,246	\$0	\$1,565	\$0	\$0	\$0	\$0	\$0	\$0	\$0	\$0	\$0	\$0
Willow Lake 12-3	\$385	\$387,375	\$0	\$698	\$0	\$0	\$0	\$0	\$0	\$0	\$0	\$0	\$0	\$0
Wilmot 54-7	\$0	\$84,061	\$0	\$2,053	\$0	\$0	\$0	\$0	\$0	\$0	\$0	\$0	\$0	\$0
Winner 59-2	\$326	\$215,936	\$0	\$12,068	\$0	\$0	\$0	\$0	\$0	\$0	\$0	\$0	\$0	\$0
Wolsey-Wessington 02-6	\$0	\$58,451	\$0	\$5,104	\$0	\$0	\$0	\$0	\$0	\$0	\$0	\$0	\$0	\$0
Woonsocket 55-4	\$0	\$41,767	\$0	\$2,696	\$0	\$0	\$0	\$0	\$0	\$0	\$0	\$0	\$0	\$0
Yankton 63-3	\$0	\$295,140	\$0	\$9,349	\$0	\$0	\$0	\$0	\$0	\$4,270	\$0	\$0	\$0	\$0
STATE Totals	\$161,820	\$23,817,642	\$267,740	\$929,536	\$24,755	\$37,954	\$664,531	\$971,222	\$33,684	\$4,530	\$69,367	\$388,865	\$87,891	\$97,223

2022-2023

General Fund Revenue

as of 12/12/2023	LOCAL REVENUES												
Revenue Account Code	1510	1660	1710	1730	1740	1790	1910	1920	1941	1942	1943	1950	1960
School District	Investment Earnings	Other Food Service Sales	Admissions	Student Organization Memberships	Rentals Cocurricular Activities	Other Student Activity Income	Rentals	Contributions & Donations	Services to Other LEAs within the State	Services to Other LEAs Outside the State	Contracted Educational Services Provided Other LEAs	Refund of Prior Years Expenditures	Judgments
Aberdeen 06-1	\$56,280	\$0	\$63,842	\$0	\$0	\$14,516	\$25,300	\$40,000	\$0	\$0	\$0	\$0	\$0
Agar-Blunt-Onida 58-3	\$6,742	\$0	\$17,255	\$0	\$100	\$0	\$100	\$719	\$0	\$0	\$0	\$0	\$0
Alcester-Hudson 61-1	\$21,910	\$0	\$0	\$0	\$0	\$10,854	\$1,800	\$421	\$0	\$0	\$0	\$0	\$0
Andes Central 11-1	\$9,229	\$0	\$14,419	\$0	\$0	\$27,594	\$1,450	\$500	\$0	\$0	\$71,709	\$0	\$0
Arlington 38-1	\$7,547	\$0	\$18,120	\$0	\$0	\$4,601	\$1,110	\$0	\$0	\$0	\$0	\$0	\$0
Armour 21-1	\$5,103	\$0	\$10,014	\$0	\$0	\$7,273	\$0	\$0	\$0	\$0	\$0	\$0	\$0
Avon 04-1	\$11,735	\$0	\$20,915	\$0	\$260	\$2,485	\$450	\$16,595	\$23,710	\$0	\$0	\$9,170	\$0
Baltic 49-1	\$30,569	\$0	\$19,658	\$0	\$263	\$1,937	\$975	\$8,003	\$0	\$0	\$0	\$0	\$0
Belle Fourche 09-1	\$27,516	\$0	\$45,844	\$0	\$0	\$29,831	\$2,850	\$6,647	\$0	\$0	\$0	\$4,164	\$3,560
Bennett County 03-1	\$4,921	\$0	\$16,458	\$0	\$0	\$0	\$1,290	\$0	\$0	\$0	\$0	\$0	\$0
Beresford 61-2	\$44,964	\$0	\$41,540	\$0	\$0	\$178,765	\$200	\$7,500	\$0	\$0	\$0	\$0	\$0
Big Stone City 25-1	\$1,336	\$0	\$0	\$0	\$0	\$185	\$1,025	\$1,000	\$0	\$0	\$0	\$0	\$0
Bison 52-1	\$11,864	\$0	\$11,271	\$0	\$0	\$0	\$0	\$2,883	\$0	\$0	\$0	\$0	\$0
Bon Homme 04-2	\$2,486	\$0	\$24,147	\$0	\$0	\$7,500	\$0	\$36,264	\$0	\$0	\$0	\$0	\$0
Bowdle 22-1	\$3,274	\$0	\$4,117	\$0	\$0	\$0	\$0	\$0	\$0	\$0	\$0	\$0	\$0
Brandon Valley 49-2	\$72,100	\$0	\$123,682	\$0	\$0	\$34,053	\$9,565	\$21,179	\$0	\$0	\$0	\$0	\$12,436
Bridgewater-Emery 30-3	\$9,201	\$0	\$23,237	\$0	\$0	\$7,124	\$2,490	\$2,500	\$0	\$0	\$0	\$0	\$0
Britton-Hecla 45-4	\$22,488	\$0	\$32,979	\$0	\$0	\$1,197	\$1,985	\$4,615	\$0	\$0	\$0	\$0	\$0
Brookings 05-1	\$182,687	\$0	\$111,676	\$19,050	\$0	\$12,737	\$6,329	\$373,036	\$0	\$0	\$0	\$10,703	\$0
Burke 26-2	\$5,251	\$0	\$14,914	\$0	\$0	\$675	\$0	\$0	\$459,231	\$0	\$0	\$0	\$0
Canistota 43-1	\$2,746	\$0	\$17,373	\$0	\$370	\$1,451	\$3,686	\$2,569	\$0	\$0	\$0	\$0	\$0
Canton 41-1	\$70,050	\$0	\$71,148	\$0	\$1,602	\$10,906	\$9,505	\$3,532	\$0	\$0	\$0	\$0	\$0
Castlewood 28-1	\$10,092	\$0	\$28,737	\$0	\$250	\$44,019	\$8,468	\$10,308	\$20,042	\$0	\$0	\$0	\$0
Centerville 60-1	\$16,927	\$0	\$14,756	\$0	\$544	\$900	\$0	\$2,687	\$0	\$0	\$0	\$0	\$0
Chamberlain 07-1	\$46,512	\$0	\$38,671	\$0	\$0	\$0	\$5,903	\$0	\$0	\$0	\$0	\$0	\$0
Chester Area 39-1	\$10,094	\$0	\$24,015	\$0	\$0	\$15,140	\$0	\$3,689	\$0	\$0	\$0	\$0	\$0
Clark 12-2	\$10,844	\$0	\$17,234	\$3,345	\$0	\$1,421	\$5,375	\$10,610	\$0	\$0	\$0	\$0	\$0
Colman-Egan 50-5	\$9,165	\$0	\$16,510	\$0	\$950	\$0	\$131	\$11,449	\$0	\$0	\$0	\$0	\$0
Colome Consolidated 59-3	\$12,221	\$0	\$12,958	\$0	\$832	\$11,957	\$2,930	\$144	\$0	\$0	\$0	\$0	\$0
Corsica-Stickney 21-3	\$4,999	\$0	\$18,282	\$0	\$0	\$12,409	\$13,435	\$0	\$0	\$0	\$0	\$0	\$0
Custer 16-1	\$100,674	\$0	\$40,823	\$0	\$0	\$0	\$1,280	\$21,136	\$0	\$0	\$0	\$0	\$0
Dakota Valley 61-8	\$7,460	\$0	\$67,419	\$0	\$0	\$17,535	\$0	\$16,176	\$0	\$0	\$0	\$200	\$0
De Smet 38-2	\$11,134	\$0	\$22,602	\$0	\$0	\$0	\$0	\$1,555	\$26,756	\$0	\$13,350	\$0	\$0
Dell Rapids 49-3	\$8,795	\$0	\$54,608	\$0	\$0	\$0	\$0	\$22,306	\$0	\$0	\$0	\$1,355	\$0
Deubrook Area 05-6	\$4,107	\$0	\$23,831	\$0	\$0	\$0	\$140	\$1,635	\$0	\$0	\$0	\$0	\$0
Deuel 19-4	\$59,356	\$32,148	\$33,246	\$0	\$0	\$1,150	\$5,200	\$0	\$0	\$0	\$0	\$0	\$0
Doland 56-2	\$8,248	\$0	\$258	\$0	\$0	\$0	\$25,719	\$3,696	\$0	\$0	\$0	\$2,319	\$9,952
Douglas 51-1	\$11,416	\$0	\$19,138	\$0	\$0	\$3,960	\$0	\$0	\$0	\$0	\$0	\$2,449	\$0
Dupree 64-2	\$0	\$0	\$11,040	\$0	\$0	\$0	\$8,801	\$0	\$0	\$0	\$0	\$0	\$0
Eagle Butte 20-1	\$0	\$0	\$0	\$0	\$0	\$0	\$81,323	\$0	\$0	\$0	\$60,891	\$0	\$0
Edgemont 23-1	\$9,455	\$0	\$4,510	\$0	\$0	\$3,890	\$0	\$0	\$0	\$0	\$0	\$0	\$185
Edmunds Central 22-5	\$30,039	\$0	\$9,347	\$0	\$855	\$785	\$0	\$1,363	\$0	\$0	\$0	\$209	\$0
Elk Mountain 16-2	\$723	\$0	\$0	\$0	\$0	\$0	\$0	\$986	\$0	\$0	\$0	\$479	\$0
Elk Point-Jefferson 61-7	\$114,915	\$0	\$37,071	\$0	\$0	\$923	\$9,121	\$4,685	\$0	\$0	\$0	\$0	\$0
Elkton 05-3	\$75,713	\$0	\$36,117	\$0	\$810	\$10,493	\$11,000	\$1,153	\$0	\$9,540	\$0	\$0	\$0
Estelline 28-2	\$61,760	\$0	\$21,306	\$0	\$960	\$1,714	\$0	\$3,205	\$0	\$0	\$0	\$0	\$0

2022-2023

General Fund Revenue

as of 12/12/2023													
LOCAL REVENUES													
Revenue Account Code	1510	1660	1710	1730	1740	1790	1910	1920	1941	1942	1943	1950	1960
School District	Investment Earnings	Other Food Service Sales	Admissions	Student Organization Memberships	Rentals Cocurricular Activities	Other Student Activity Income	Rentals	Contributions & Donations	Services to Other LEAs within the State	Services to Other LEAs Outside the State	Contracted Educational Services Provided Other LEAs	Refund of Prior Years Expenditures	Judgments
Ethan 17-1	\$0	\$0	\$13,429	\$0	\$0	\$0	\$0	\$0	\$0	\$0	\$0	\$0	\$0
Eureka 44-1	\$24,502	\$0	\$8,320	\$0	\$0	\$63,791	\$19,111	\$6,288	\$0	\$0	\$0	\$0	\$0
Faith 46-2	\$8,027	\$0	\$22,446	\$0	\$0	\$2,261	\$200	\$724	\$0	\$0	\$0	\$0	\$0
Faulton Area 24-4	\$776	\$0	\$22,506	\$0	\$0	\$4,754	\$8,145	\$0	\$0	\$0	\$0	\$0	\$0
Flandreau 50-3	\$25,053	\$0	\$25,198	\$2,330	\$1,375	\$507	\$2,650	\$15,105	\$0	\$0	\$0	\$0	\$0
Florence 14-1	\$12,566	\$0	\$16,370	\$0	\$0	\$0	\$0	\$0	\$0	\$0	\$0	\$0	\$0
Frederick Area 06-2	\$29,782	\$0	\$12,451	\$0	\$175	\$25,675	\$0	\$2,883	\$0	\$0	\$0	\$347	\$0
Freeman 33-1	\$26,640	\$0	\$23,805	\$0	\$625	\$67,480	\$0	\$0	\$0	\$0	\$0	\$0	\$0
Garretson 49-4	\$14,120	\$0	\$35,928	\$0	\$0	\$41,517	\$0	\$737	\$0	\$0	\$0	\$0	\$0
Gayville-Volin 63-1	\$11,143	\$0	\$18,771	\$0	\$4,261	\$0	\$1,033	\$2,300	\$0	\$0	\$0	\$537	\$0
Gettysburg 53-1	\$3,608	\$0	\$68,560	\$0	\$0	\$1,210	\$475	\$1,234	\$0	\$0	\$0	\$0	\$0
Gregory 26-4	\$4,615	\$0	\$28,079	\$0	\$0	\$0	\$1,007	\$0	\$0	\$0	\$0	\$0	\$0
Groton Area 06-6	\$10,515	\$0	\$40,827	\$0	\$1,191	\$93,705	\$2,300	\$16,653	\$0	\$0	\$0	\$0	\$0
Haakon 27-1	\$26,119	\$0	\$22,802	\$0	\$0	\$6,800	\$3,512	\$0	\$0	\$0	\$0	\$0	\$0
Hamlin 28-3	\$4,955	\$0	\$16,612	\$0	\$54,909	\$3,210	\$15,261	\$4,075	\$0	\$0	\$0	\$0	\$0
Hanson 30-1	\$54,506	\$0	\$26,931	\$0	\$0	\$0	\$8,950	\$274	\$0	\$0	\$0	\$0	\$0
Harding County 31-1	\$1,969	\$0	\$16,913	\$0	\$0	\$1,536	\$0	\$4,405	\$0	\$0	\$0	\$0	\$0
Harrisburg 41-2	\$15,684	\$0	\$79,753	\$0	\$5,550	\$34,719	\$102,565	\$10,820	\$0	\$0	\$0	\$0	\$0
Henry 14-2	\$6,992	\$0	\$8,610	\$0	\$0	\$0	\$0	\$0	\$0	\$0	\$0	\$0	\$0
Herreid 10-1	\$6,136	\$0	\$8,990	\$0	\$0	\$5,340	\$0	\$145	\$0	\$0	\$0	\$0	\$0
Highmore-Harold 34-2	\$0	\$0	\$11,316	\$0	\$0	\$0	\$11,691	\$1,368	\$0	\$0	\$0	\$3,510	\$0
Hill City 51-2	\$0	\$0	\$30,820	\$0	\$0	\$0	\$600	\$3,031	\$0	\$0	\$0	\$150	\$0
Hitchcock-Tulare 56-6	\$451	\$0	\$24,872	\$0	\$0	\$0	\$0	\$0	\$0	\$0	\$0	\$0	\$0
Hot Springs 23-2	\$53,534	\$0	\$38,517	\$0	\$0	\$3,603	\$1,000	\$240	\$0	\$0	\$0	\$0	\$1,182
Hoven 53-2	\$19,363	\$0	\$5,507	\$0	\$0	\$0	\$100	\$0	\$0	\$0	\$0	\$0	\$0
Howard 48-3	\$42,634	\$0	\$29,322	\$0	\$0	\$1,433	\$1,880	\$0	\$0	\$0	\$0	\$414	\$0
Huron 02-2	\$115,196	\$0	\$63,086	\$0	\$0	\$33,714	\$30,005	\$6,668	\$0	\$0	\$0	\$76,186	\$0
Ipswich Public 22-6	\$20,208	\$0	\$21,199	\$0	\$0	\$1,715	\$4,050	\$0	\$0	\$0	\$0	\$0	\$0
Irene-Wakonda 13-3	\$3,120	\$0	\$23,530	\$0	\$0	\$21,970	\$0	\$0	\$0	\$0	\$0	\$0	\$0
Iroquois 02-3	\$18,558	\$0	\$4,268	\$0	\$0	\$0	\$0	\$0	\$0	\$0	\$0	\$0	\$0
Jones County 37-3	\$3,696	\$0	\$21,440	\$0	\$0	\$25,272	\$4,550	\$1,316	\$0	\$0	\$0	\$0	\$0
Kadoka Area 35-2	\$294	\$0	\$15,943	\$0	\$40	\$53,659	\$29,296	\$20	\$0	\$0	\$0	\$0	\$0
Kimball 07-2	\$17,809	\$0	\$96,012	\$0	\$0	\$0	\$0	\$79,400	\$0	\$0	\$0	\$0	\$0
Lake Preston 38-3	\$41,710	\$0	\$10,915	\$0	\$625	\$1,388	\$3,447	\$250	\$0	\$0	\$0	\$0	\$0
Langford Area 45-5	\$828	\$0	\$19,570	\$0	\$0	\$1,070	\$0	\$0	\$0	\$0	\$0	\$0	\$0
Lead-Deadwood 40-1	\$77,332	\$0	\$35,069	\$0	\$0	\$4,919	\$2,555	\$12,494	\$6,600	\$900	\$0	\$58	\$0
Lemmon 52-4	\$26,788	\$0	\$0	\$0	\$0	\$19,957	\$0	\$0	\$0	\$0	\$0	\$0	\$0
Lennox 41-4	\$33,304	\$0	\$45,173	\$0	\$40	\$7,749	\$1,650	\$35,482	\$0	\$0	\$0	\$0	\$0
Leola 44-2	\$11,797	\$0	\$0	\$0	\$0	\$20,672	\$3,480	\$1,000	\$0	\$0	\$0	\$0	\$0
Lyman 42-1	\$9,845	\$0	\$20,747	\$0	\$0	\$19,538	\$600	\$0	\$0	\$0	\$0	\$0	\$0
Madison Central 39-2	\$98,323	\$0	\$42,428	\$0	\$0	\$11,250	\$38,746	\$0	\$32,520	\$0	\$0	\$0	\$0
Marion 60-3	\$20,387	\$0	\$5,271	\$0	\$3,624	\$1,956	\$280	\$826	\$0	\$0	\$0	\$0	\$814
McCook Central 43-7	\$8,423	\$0	\$38,096	\$0	\$0	\$0	\$0	\$0	\$0	\$0	\$0	\$0	\$0
McIntosh 15-1	\$1,949	\$0	\$5,474	\$0	\$75	\$130	\$400	\$150	\$0	\$0	\$0	\$69	\$0
McLaughlin 15-2	\$27,260	\$0	\$19,036	\$0	\$0	\$0	\$600	\$1,833	\$0	\$0	\$0	\$2,125	\$800
Meade 46-1	\$101,920	\$0	\$57,711	\$0	\$105	\$0	\$30,969	\$52,072	\$0	\$0	\$0	\$60,469	\$0

2022-2023

General Fund Revenue

as of 12/12/2023	LOCAL REVENUES												
Revenue Account Code	1510	1660	1710	1730	1740	1790	1910	1920	1941	1942	1943	1950	1960
School District	Investment Earnings	Other Food Service Sales	Admissions	Student Organization Memberships	Rentals Cocurricular Activities	Other Student Activity Income	Rentals	Contributions & Donations	Services to Other LEAs within the State	Services to Other LEAs Outside the State	Contracted Educational Services Provided Other LEAs	Refund of Prior Years Expenditures	Judgments
Menno 33-2	\$39,727	\$0	\$17,022	\$0	\$0	\$47,607	\$4,139	\$0	\$63,038	\$0	\$0	\$0	\$0
Milbank 25-4	\$5,136	\$0	\$40,552	\$14,256	\$2,180	\$18,625	\$11,974	\$0	\$119,782	\$0	\$0	\$0	\$0
Miller 29-4	\$20,917	\$0	\$37,080	\$0	\$0	\$20,927	\$2,027	\$3,677	\$25,378	\$0	\$0	\$7,400	\$0
Mitchell 17-2	\$164,396	\$0	\$90,320	\$0	\$0	\$20,379	\$18,351	\$0	\$0	\$0	\$0	\$34,849	\$0
Mobridge-Pollock 62-6	\$11,933	\$0	\$22,903	\$0	\$0	\$270	\$0	\$26,400	\$0	\$0	\$0	\$0	\$0
Montrose 43-2	\$4,739	\$0	\$6,630	\$0	\$0	\$0	\$14,448	\$825	\$0	\$0	\$0	\$0	\$0
Mount Vernon 17-3	\$13,076	\$0	\$41,256	\$0	\$0	\$0	\$3,625	\$0	\$0	\$0	\$0	\$33,695	\$8,571
New Underwood 51-3	\$19,647	\$0	\$14,387	\$0	\$490	\$0	\$200	\$4,487	\$0	\$0	\$0	\$0	\$0
Newell 09-2	\$177	\$0	\$13,439	\$0	\$3,300	\$31,727	\$1,240	\$500	\$0	\$0	\$0	\$0	\$0
Northwestern Area 56-7	\$27,469	\$0	\$16,215	\$0	\$2,623	\$28,265	\$0	\$4,261	\$0	\$0	\$0	\$0	\$0
Oelrichs 23-3	\$0	\$0	\$1,765	\$0	\$0	\$103	\$1,420	\$0	\$0	\$0	\$0	\$6,926	\$0
Oglala Lakota County 65-1	\$0	\$0	\$0	\$0	\$197,408	\$0	\$0	\$0	\$0	\$0	\$0	\$447	\$0
Oldham-Ramona 39-5	\$5,082	\$0	\$7,800	\$0	\$0	\$9,517	\$9,394	\$2,905	\$0	\$0	\$0	\$0	\$0
Parker 60-4	\$77,919	\$0	\$26,543	\$0	\$0	\$0	\$0	\$0	\$0	\$0	\$0	\$0	\$0
Parkston 33-3	\$9,321	\$0	\$44,110	\$0	\$0	\$4,400	\$12,681	\$10,720	\$0	\$0	\$0	\$0	\$0
Pierre 32-2	\$68,154	\$0	\$116,593	\$0	\$0	\$8,870	\$96,111	\$10,650	\$0	\$0	\$0	\$0	\$0
Plankinton 01-1	\$8,348	\$0	\$11,145	\$0	\$0	\$0	\$0	\$0	\$0	\$0	\$0	\$0	\$0
Platte-Geddes 11-5	\$15,056	\$0	\$37,245	\$0	\$0	\$49,081	\$1,490	\$150	\$0	\$0	\$0	\$0	\$0
Rapid City Area 51-4	\$1,528	\$0	\$364,198	\$12,658	\$2,759	\$320,874	\$56,020	\$693,185	\$0	\$0	\$0	\$20,668	\$0
Redfield 56-4	\$5,082	\$0	\$38,486	\$0	\$0	\$0	\$0	\$0	\$0	\$0	\$0	\$0	\$0
Rosholt 54-4	\$27,311	\$0	\$13,540	\$0	\$0	\$2,785	\$200	\$2,700	\$0	\$100,572	\$0	\$0	\$0
Rutland 39-4	\$4,265	\$0	\$5,902	\$0	\$0	\$0	\$3,846	\$387	\$4,022	\$0	\$0	\$0	\$0
Sanborn Central 55-5	\$3,253	\$0	\$9,250	\$0	\$0	\$187	\$0	\$2,291	\$60,057	\$0	\$0	\$0	\$0
Scotland 04-3	\$4,415	\$0	\$18,260	\$0	\$0	\$0	\$0	\$237	\$0	\$0	\$0	\$0	\$0
Selby Area 62-5	\$2,812	\$0	\$10,323	\$0	\$0	\$0	\$0	\$5,050	\$0	\$0	\$0	\$0	\$0
Sioux Falls 49-5	\$3,563,804	\$0	\$258,141	\$0	\$0	\$91,125	\$93,955	\$321,185	\$0	\$0	\$0	\$0	\$6,385
Sioux Valley 05-5	\$77,940	\$0	\$33,194	\$0	\$0	\$10,765	\$2,080	\$10,450	\$0	\$0	\$0	\$0	\$0
Sisseton 54-2	\$792	\$0	\$33,311	\$0	\$0	\$32,771	\$14,949	\$0	\$0	\$0	\$0	\$16,467	\$12
Smee 15-3	\$25,903	\$0	\$0	\$0	\$0	\$0	\$0	\$0	\$0	\$0	\$0	\$0	\$0
South Central 26-5	\$476	\$0	\$0	\$0	\$0	\$893	\$3,872	\$0	\$13,643	\$0	\$8,926	\$385	\$0
Spearfish 40-2	\$242,388	\$0	\$41,725	\$11,065	\$0	\$0	\$2,050	\$0	\$0	\$0	\$0	\$0	\$0
Stanley County 57-1	\$2,374	\$0	\$21,563	\$0	\$0	\$279,639	\$0	\$2,880	\$0	\$0	\$0	\$1,247	\$0
Summit 54-6	\$39,622	\$0	\$11,206	\$0	\$1,925	\$2,541	\$12,699	\$451	\$11,949	\$0	\$0	\$408	\$0
Tea Area 41-5	\$16,684	\$0	\$65,816	\$0	\$3,440	\$119,633	\$21,250	\$35,854	\$0	\$0	\$0	\$8,126	\$0
Timber Lake 20-3	\$0	\$0	\$17,883	\$0	\$0	\$820	\$19,800	\$0	\$0	\$0	\$0	\$0	\$0
Todd County 66-1	\$100,571	\$0	\$4,322	\$0	\$0	\$0	\$322,869	\$0	\$0	\$0	\$0	\$0	\$0
Tripp-Delmont 33-5	\$10,457	\$0	\$4,766	\$0	\$0	\$0	\$0	\$0	\$0	\$0	\$0	\$0	\$0
Tri-Valley 49-6	\$292,712	\$0	\$24,036	\$0	\$0	\$0	\$0	\$0	\$0	\$0	\$0	\$0	\$0
Vermillion 13-1	\$96,274	\$0	\$35,378	\$0	\$0	\$1,928	\$20,066	\$3,006	\$0	\$0	\$0	\$0	\$0
Viborg-Hurley 60-6	\$72,560	\$0	\$26,115	\$0	\$3,017	\$0	\$4,400	\$7,500	\$0	\$0	\$0	\$0	\$0
Wagner Community 11-4	\$267,850	\$0	\$23,647	\$0	\$0	\$12,351	\$0	\$0	\$0	\$0	\$0	\$0	\$0
Wall 51-5	\$4,521	\$0	\$22,246	\$0	\$0	\$26,486	\$17,305	\$10,550	\$0	\$0	\$0	\$0	\$0
Warner 06-5	\$758	\$0	\$27,000	\$0	\$425	\$4,316	\$0	\$352	\$0	\$0	\$0	\$0	\$0
Watertown 14-4	\$63,707	\$0	\$60,493	\$0	\$0	\$42,864	\$135,492	\$0	\$0	\$0	\$0	\$0	\$0
Waubay 18-3	\$1,010	\$0	\$4,313	\$0	\$0	\$5,199	\$1,850	\$0	\$0	\$0	\$0	\$0	\$0
Waverly 14-5	\$4,136	\$0	\$14,279	\$0	\$4,340	\$4,077	\$31,050	\$1,192	\$0	\$0	\$0	\$0	\$0

2022-2023

General Fund Revenue

as of 12/12/2023	LOCAL REVENUES												
Revenue Account Code	1510	1660	1710	1730	1740	1790	1910	1920	1941	1942	1943	1950	1960
School District	Investment Earnings	Other Food Service Sales	Admissions	Student Organization Memberships	Rentals Cocurricular Activities	Other Student Activity Income	Rentals	Contributions & Donations	Services to Other LEAs within the State	Services to Other LEAs Outside the State	Contracted Educational Services Provided Other LEAs	Refund of Prior Years Expenditures	Judgments
Webster Area 18-5	\$14,852	\$0	\$35,317	\$0	\$2,095	\$12,281	\$59,229	\$13,325	\$0	\$0	\$15,000	\$0	\$0
Wessington Springs 36-2	\$11,732	\$0	\$15,310	\$0	\$0	\$0	\$1,055	\$1,690	\$0	\$0	\$0	\$0	\$164
West Central 49-7	\$57,840	\$0	\$81,558	\$0	\$2,049	\$123,702	\$1,005	\$29,948	\$0	\$0	\$0	\$0	\$0
White Lake 01-3	\$12,031	\$0	\$7,541	\$0	\$0	\$504	\$7,477	\$3,543	\$0	\$0	\$0	\$0	\$0
White River 47-1	\$5,371	\$0	\$11,482	\$0	\$0	\$90,760	\$36,964	\$0	\$0	\$0	\$0	\$0	\$0
Willow Lake 12-3	\$3,183	\$0	\$8,836	\$0	\$0	\$5,282	\$2,025	\$1,684	\$0	\$0	\$0	\$0	\$0
Wilmot 54-7	\$28,070	\$0	\$16,095	\$0	\$560	\$4,537	\$0	\$0	\$0	\$0	\$4,262	\$0	\$0
Winner 59-2	\$12,771	\$0	\$33,950	\$0	\$0	\$0	\$1,530	\$0	\$0	\$0	\$0	\$0	\$2,500
Wolsey-Wessington 02-6	\$24,454	\$0	\$17,911	\$0	\$510	\$0	\$0	\$0	\$0	\$0	\$0	\$0	\$0
Woonsocket 55-4	\$31,037	\$0	\$10,201	\$0	\$0	\$3,345	\$150	\$5,591	\$0	\$0	\$85,532	\$47	\$0
Yankton 63-3	\$262,060	\$0	\$86,589	\$0	\$0	\$40,739	\$69,076	\$438,753	\$0	\$0	\$0	\$7,797	\$0
STATE Totals	\$8,164,791	\$32,148	\$4,516,897	\$62,704	\$307,510	\$2,542,658	\$1,699,406	\$2,562,918	\$866,729	\$111,012	\$259,671	\$313,374	\$46,560

2022-2023

General Fund Revenue

as of 12/12/2023							COUNTY REVENUES							
Revenue Account Code	1971	1972	1973	1979	1982	1990	2110	2120	2200	2300	2900	3112	3113	3114
School District	Insurance Premiums	Medicaid Direct Services	Medicaid Indirect Admin Services	Other Charges for Services	Latchkey Services	Other Local Revenue	County Apportionment	Lease of County-Owned Land	Revenue in Lieu of Taxes	Revenue for Joint Facilities	Other County Revenue	State Apportionment	Renewable Facility Tax	Bank Franchise Taxes
Aberdeen 06-1	\$0	\$0	\$99,340	\$9,100	\$0	\$122,546	\$304,769	\$0	\$18,899	\$0	\$0	\$341,566	\$0	\$431,000
Agar-Blunt-Onida 58-3	\$0	\$0	\$3,387	\$0	\$0	\$7,333	\$10,167	\$0	\$0	\$17,000	\$0	\$18,340	\$0	\$67,517
Alcester-Hudson 61-1	\$0	\$0	\$5,942	\$0	\$0	\$18,832	\$27,222	\$0	\$0	\$0	\$0	\$23,031	\$0	\$46,177
Andes Central 11-1	\$0	\$0	\$9,108	\$0	\$0	\$122,797	\$17,207	\$0	\$2,833	\$0	\$0	\$26,905	\$0	\$32,878
Arlington 38-1	\$0	\$0	\$1,230	\$0	\$0	\$51,418	\$11,789	\$0	\$3,504	\$0	\$0	\$20,163	\$0	\$60,587
Armour 21-1	\$0	\$0	\$5,602	\$0	\$0	\$67,666	\$8,218	\$0	\$409	\$0	\$0	\$11,480	\$0	\$14,523
Avon 04-1	\$0	\$0	\$7,225	\$0	\$0	\$26,372	\$7,079	\$0	\$0	\$0	\$0	\$14,419	\$168,133	\$14,199
Baltic 49-1	\$0	\$0	\$3,615	\$0	\$0	\$26,207	\$13,008	\$0	\$0	\$0	\$0	\$33,219	\$0	\$106,609
Belle Fourche 09-1	\$0	\$0	\$16,483	\$0	\$0	\$46,842	\$105,921	\$3,995	\$0	\$0	\$0	\$93,186	\$0	\$89,387
Bennett County 03-1	\$0	\$0	\$17,897	\$0	\$0	\$37,716	\$24,064	\$0	\$5,370	\$20,187	\$0	\$43,887	\$0	\$22,851
Beresford 61-2	\$0	\$0	\$6,793	\$0	\$0	\$48,520	\$47,153	\$0	\$0	\$0	\$0	\$44,461	\$0	\$76,232
Big Stone City 25-1	\$0	\$0	\$1,872	\$0	\$0	\$15,824	\$3,452	\$0	\$0	\$0	\$0	\$4,794	\$0	\$10,811
Bison 52-1	\$0	\$0	\$2,222	\$0	\$0	\$16,844	\$8,745	\$0	\$1,803	\$0	\$0	\$11,863	\$0	\$19,485
Bon Homme 04-2	\$0	\$0	\$8,462	\$0	\$0	\$47,319	\$17,426	\$0	\$0	\$0	\$0	\$36,359	\$0	\$27,815
Bowdle 22-1	\$0	\$0	\$3,328	\$0	\$0	\$22,103	\$7,826	\$0	\$0	\$0	\$0	\$7,436	\$0	\$13,168
Brandon Valley 49-2	\$0	\$0	\$23,760	\$0	\$0	\$188,559	\$132,470	\$0	\$0	\$0	\$0	\$327,931	\$0	\$1,058,181
Bridgewater-Emery 30-3	\$0	\$0	\$13,418	\$0	\$0	\$30,417	\$32,194	\$0	\$159	\$0	\$0	\$22,023	\$0	\$26,731
Britton-Hecla 45-4	\$0	\$0	\$2,884	\$0	\$0	\$4,271	\$19,160	\$0	\$0	\$0	\$0	\$30,167	\$0	\$29,434
Brookings 05-1	\$0	\$0	\$25,209	\$0	\$0	\$113,044	\$243,363	\$3,140	\$0	\$0	\$0	\$231,911	\$0	\$517,585
Burke 26-2	\$0	\$0	\$3,336	\$0	\$0	\$21,147	\$9,431	\$0	\$6,195	\$0	\$0	\$15,400	\$0	\$29,842
Canistota 43-1	\$0	\$0	\$5,182	\$2,520	\$0	\$339	\$14,643	\$0	\$0	\$0	\$0	\$17,129	\$0	\$14,069
Canton 41-1	\$0	\$0	\$8,435	\$0	\$0	\$67,743	\$24,028	\$0	\$0	\$0	\$0	\$63,234	\$0	\$111,825
Castlewood 28-1	\$0	\$0	\$3,479	\$0	\$0	\$8,212	\$11,776	\$0	\$227	\$0	\$0	\$19,198	\$0	\$18,955
Centerville 60-1	\$0	\$0	\$8,169	\$0	\$0	\$36,390	\$16,156	\$0	\$0	\$0	\$0	\$21,159	\$0	\$17,213
Chamberlain 07-1	\$0	\$0	\$12,094	\$0	\$0	\$29,665	\$64,267	\$0	\$0	\$0	\$0	\$82,520	\$0	\$52,485
Chester Area 39-1	\$0	\$0	\$3,807	\$0	\$0	\$21,657	\$17,696	\$0	\$0	\$0	\$0	\$21,510	\$0	\$39,259
Clark 12-2	\$0	\$0	\$2,194	\$0	\$0	\$26,934	\$29,240	\$0	\$0	\$0	\$0	\$30,922	\$387,032	\$30,023
Colman-Egan 50-5	\$0	\$0	\$1,084	\$0	\$0	\$7,742	\$42,167	\$0	\$0	\$0	\$0	\$21,951	\$0	\$12,334
Colome Consolidated 59-3	\$0	\$0	\$4,665	\$0	\$0	\$8,401	\$12,014	\$0	\$0	\$0	\$0	\$13,219	\$0	\$26,410
Corsica-Stickney 21-3	\$0	\$0	\$5,209	\$0	\$0	\$7,952	\$20,292	\$0	\$0	\$0	\$0	\$20,520	\$0	\$33,777
Custer 16-1	\$0	\$0	\$13,270	\$0	\$0	\$66,625	\$41,560	\$0	\$0	\$0	\$0	\$70,292	\$0	\$46,611
Dakota Valley 61-8	\$0	\$0	\$0	\$0	\$0	\$64,226	\$117,101	\$0	\$0	\$0	\$0	\$92,760	\$0	\$158,103
De Smet 38-2	\$0	\$0	\$2,855	\$0	\$0	\$14,541	\$11,295	\$0	\$13,694	\$0	\$0	\$18,131	\$0	\$39,999
Dell Rapids 49-3	\$0	\$0	\$6,652	\$0	\$0	\$20,119	\$32,104	\$0	\$0	\$0	\$0	\$78,143	\$0	\$237,416
Deubrook Area 05-6	\$0	\$0	\$1,670	\$0	\$0	\$22,206	\$21,592	\$0	\$0	\$0	\$0	\$21,930	\$666,652	\$69,839
Deuel 19-4	\$0	\$0	\$5,534	\$0	\$0	\$135,679	\$24,033	\$0	\$4,060	\$0	\$0	\$37,033	\$712,900	\$35,167
Doland 56-2	\$0	\$0	\$2,619	\$0	\$0	\$4,421	\$7,440	\$0	\$0	\$0	\$0	\$10,663	\$0	\$17,788
Douglas 51-1	\$0	\$0	\$0	\$0	\$0	\$48,077	\$166,529	\$0	\$0	\$0	\$0	\$197,335	\$0	\$82,302
Dupree 64-2	\$0	\$0	\$16,717	\$0	\$0	\$16,901	\$1,346	\$0	\$0	\$0	\$0	\$17,598	\$0	\$66,891
Eagle Butte 20-1	\$0	\$0	\$0	\$0	\$0	\$7,914	\$8,269	\$0	\$0	\$0	\$0	\$96,557	\$0	\$21,147
Edgemont 23-1	\$0	\$0	\$3,145	\$0	\$0	\$4,315	\$14,659	\$0	\$1,487	\$0	\$0	\$10,547	\$0	\$7,494
Edmunds Central 22-5	\$0	\$0	\$1,242	\$0	\$0	\$3,523	\$12,487	\$0	\$1,938	\$0	\$0	\$10,071	\$0	\$20,118
Elk Mountain 16-2	\$0	\$0	\$0	\$0	\$0	\$60	\$673	\$0	\$0	\$0	\$500	\$1,630	\$0	\$0
Elk Point-Jefferson 61-7	\$0	\$0	\$4,655	\$0	\$0	\$12,181	\$67,088	\$0	\$0	\$0	\$0	\$52,726	\$0	\$52,318
Elkton 05-3	\$40,937	\$116	\$1,121	\$0	\$0	\$43,527	\$23,978	\$0	\$0	\$0	\$519	\$23,419	\$108,003	\$93,839
Estelline 28-2	\$0	\$0	\$4,260	\$2,655	\$0	\$11,344	\$11,310	\$0	\$118	\$0	\$0	\$17,649	\$46,975	\$34,846

2022-2023

General Fund Revenue

as of 12/12/2023							COUNTY REVENUES							
Revenue Account Code	1971	1972	1973	1979	1982	1990	2110	2120	2200	2300	2900	3112	3113	3114
School District	Insurance Premiums	Medicaid Direct Services	Medicaid Indirect Admin Services	Other Charges for Services	Latchkey Services	Other Local Revenue	County Apportionment	Lease of County-Owned Land	Revenue in Lieu of Taxes	Revenue for Joint Facilities	Other County Revenue	State Apportionment	Renewable Facility Tax	Bank Franchise Taxes
Ethan 17-1	\$0	\$0	\$0	\$2,580	\$0	\$8,632	\$14,525	\$0	\$0	\$0	\$0	\$11,957	\$0	\$11,156
Eureka 44-1	\$0	\$0	\$4,361	\$0	\$0	\$4,881	\$4,637	\$0	\$989	\$0	\$0	\$9,447	\$0	\$23,674
Faith 46-2	\$0	\$0	\$0	\$0	\$0	\$4,318	\$16,716	\$0	\$0	\$0	\$0	\$9,704	\$0	\$18,208
Faulkton Area 24-4	\$0	\$0	\$4,696	\$0	\$0	\$9,784	\$19,271	\$0	\$0	\$0	\$0	\$22,898	\$0	\$28,413
Flandreau 50-3	\$0	\$0	\$22,740	\$0	\$0	\$60,109	\$112,226	\$0	\$0	\$0	\$0	\$54,762	\$0	\$23,484
Florence 14-1	\$0	\$0	\$6,337	\$0	\$0	\$16,892	\$12,454	\$0	\$0	\$0	\$0	\$10,837	\$0	\$23,575
Frederick Area 06-2	\$0	\$0	\$1,810	\$622	\$0	\$106,903	\$7,097	\$0	\$0	\$0	\$0	\$8,194	\$0	\$33,184
Freeman 33-1	\$0	\$0	\$3,795	\$0	\$0	\$11,232	\$12,885	\$0	\$0	\$0	\$0	\$27,524	\$0	\$57,846
Garretson 49-4	\$0	\$0	\$8,497	\$0	\$0	\$61,019	\$13,361	\$0	\$0	\$0	\$0	\$31,931	\$0	\$117,518
Gayville-Volin 63-1	\$0	\$0	\$5,825	\$0	\$0	\$3,906	\$16,714	\$0	\$0	\$0	\$0	\$11,972	\$0	\$30,547
Gettysburg 53-1	\$0	\$0	\$2,948	\$0	\$0	\$10,507	\$24,422	\$0	\$0	\$0	\$0	\$14,167	\$0	\$33,549
Gregory 26-4	\$0	\$0	\$5,870	\$0	\$5,400	\$45,444	\$15,103	\$0	\$0	\$0	\$0	\$26,067	\$0	\$48,907
Groton Area 06-6	\$0	\$0	\$7,430	\$0	\$0	\$39,602	\$36,890	\$0	\$0	\$0	\$0	\$38,921	\$177,372	\$78,469
Haakon 27-1	\$0	\$0	\$1,485	\$0	\$0	\$53,524	\$14,715	\$0	\$0	\$0	\$0	\$18,058	\$0	\$111,045
Hamlin 28-3	\$0	\$0	\$14,997	\$0	\$0	\$26,387	\$36,395	\$0	\$1,556	\$0	\$0	\$59,639	\$0	\$63,508
Hanson 30-1	\$0	\$0	\$2,053	\$0	\$0	\$9,149	\$43,942	\$0	\$2,113	\$0	\$0	\$26,387	\$0	\$17,348
Harding County 31-1	\$0	\$0	\$0	\$0	\$0	\$21,207	\$10,370	\$355,683	\$0	\$0	\$0	\$14,066	\$0	\$20,557
Harrisburg 41-2	\$109,781	\$14,433	\$35,462	\$0	\$0	\$1,116,233	\$151,576	\$0	\$0	\$0	\$0	\$412,743	\$0	\$847,340
Henry 14-2	\$0	\$0	\$7,416	\$0	\$0	\$15,363	\$10,128	\$0	\$0	\$0	\$0	\$9,727	\$0	\$21,534
Herreid 10-1	\$0	\$0	\$0	\$15	\$0	\$0	\$11,428	\$0	\$0	\$0	\$0	\$6,851	\$0	\$18,696
Highmore-Harrold 34-2	\$0	\$0	\$0	\$0	\$0	\$16,564	\$7,513	\$0	\$3	\$0	\$0	\$17,293	\$420,888	\$56,505
Hill City 51-2	\$0	\$0	\$0	\$0	\$0	\$13,017	\$15,216	\$0	\$2,000	\$0	\$0	\$31,606	\$0	\$81,149
Hitchcock-Tulare 56-6	\$0	\$0	\$3,882	\$0	\$0	\$27,956	\$11,611	\$0	\$0	\$0	\$0	\$17,641	\$0	\$18,311
Hot Springs 23-2	\$0	\$0	\$10,201	\$0	\$0	\$16,650	\$72,682	\$0	\$14,768	\$0	\$611	\$53,349	\$0	\$21,793
Hoven 53-2	\$0	\$0	\$1,000	\$0	\$0	\$4,416	\$16,466	\$0	\$992	\$0	\$671	\$8,458	\$0	\$36,833
Howard 48-3	\$0	\$0	\$4,805	\$0	\$0	\$4,114	\$15,232	\$0	\$2,138	\$0	\$0	\$23,548	\$0	\$25,723
Huron 02-2	\$0	\$0	\$64,534	\$0	\$0	\$164,801	\$208,335	\$0	\$12	\$0	\$0	\$210,516	\$0	\$193,245
Ipswich Public 22-6	\$0	\$0	\$2,781	\$0	\$0	\$6,821	\$27,409	\$0	\$0	\$0	\$0	\$26,114	\$0	\$32,466
Irene-Wakonda 13-3	\$0	\$0	\$3,528	\$0	\$0	\$7,959	\$26,734	\$0	\$0	\$0	\$0	\$19,378	\$0	\$50,294
Iroquois 02-3	\$0	\$0	\$2,332	\$0	\$0	\$4,580	\$12,027	\$0	\$2,894	\$0	\$0	\$11,972	\$0	\$35,771
Jones County 37-3	\$0	\$0	\$0	\$0	\$0	\$52,500	\$30,704	\$0	\$2,510	\$0	\$0	\$11,751	\$0	\$32,654
Kadoka Area 35-2	\$0	\$0	\$2,171	\$0	\$0	\$24,763	\$59,879	\$0	\$0	\$0	\$0	\$40,210	\$0	\$28,497
Kimball 07-2	\$0	\$0	\$11,443	\$0	\$0	\$118,473	\$16,643	\$0	\$0	\$0	\$0	\$18,062	\$95,936	\$29,010
Lake Preston 38-3	\$0	\$0	\$1,764	\$0	\$0	\$2,300	\$7,578	\$0	\$4,893	\$0	\$0	\$10,775	\$0	\$30,386
Langford Area 45-5	\$0	\$0	\$0	\$0	\$0	\$9,164	\$10,988	\$0	\$0	\$0	\$0	\$13,841	\$0	\$15,253
Lead-Deadwood 40-1	\$0	\$0	\$6,134	\$0	\$0	\$47,485	\$116,058	\$0	\$0	\$0	\$110	\$47,432	\$0	\$90,702
Lemmon 52-4	\$0	\$0	\$2,137	\$0	\$0	\$34,744	\$12,959	\$781	\$4,162	\$0	\$0	\$15,490	\$0	\$45,092
Lennox 41-4	\$0	\$0	\$15,938	\$11,184	\$0	\$39,443	\$34,772	\$0	\$0	\$0	\$0	\$83,017	\$0	\$124,282
Leola 44-2	\$0	\$0	\$2,471	\$0	\$0	\$13,099	\$7,797	\$0	\$0	\$0	\$0	\$15,238	\$138,196	\$26,335
Lyman 42-1	\$0	\$0	\$8,181	\$0	\$0	\$38,069	\$59,729	\$0	\$0	\$0	\$3,808	\$41,187	\$0	\$21,633
Madison Central 39-2	\$0	\$0	\$14,948	\$0	\$0	\$18,888	\$63,912	\$0	\$0	\$0	\$0	\$83,527	\$0	\$86,722
Marion 60-3	\$0	\$14,552	\$13,786	\$0	\$0	\$5,870	\$11,350	\$0	\$0	\$0	\$0	\$17,370	\$0	\$17,911
McCook Central 43-7	\$0	\$0	\$6,267	\$0	\$0	\$52,924	\$24,997	\$0	\$0	\$0	\$0	\$27,683	\$0	\$23,484
McIntosh 15-1	\$0	\$0	\$0	\$255	\$0	\$11,630	\$4,100	\$0	\$0	\$0	\$0	\$8,144	\$0	\$13,330
McLaughlin 15-2	\$0	\$0	\$51,929	\$888	\$0	\$41,019	\$23,243	\$0	\$0	\$0	\$0	\$41,502	\$0	\$17,062
Meade 46-1	\$9,949	\$0	\$47,531	\$0	\$0	\$27,103	\$380,143	\$0	\$0	\$0	\$0	\$215,540	\$0	\$111,475

2022-2023

General Fund Revenue

as of 12/12/2023							COUNTY REVENUES							
Revenue Account Code	1971	1972	1973	1979	1982	1990	2110	2120	2200	2300	2900	3112	3113	3114
School District	Insurance Premiums	Medicaid Direct Services	Medicaid Indirect Admin Services	Other Charges for Services	Latchkey Services	Other Local Revenue	County Apportionment	Lease of County-Owned Land	Revenue in Lieu of Taxes	Revenue for Joint Facilities	Other County Revenue	State Apportionment	Renewable Facility Tax	Bank Franchise Taxes
Menno 33-2	\$0	\$0	\$5,145	\$0	\$0	\$68,340	\$10,890	\$0	\$0	\$0	\$0	\$17,761	\$0	\$40,106
Milbank 25-4	\$0	\$0	\$15,615	\$0	\$0	\$131,838	\$50,986	\$0	\$0	\$0	\$0	\$70,376	\$42,301	\$73,724
Miller 29-4	\$0	\$0	\$0	\$0	\$0	\$6,327	\$50,269	\$0	\$0	\$0	\$0	\$31,511	\$43,471	\$79,215
Mitchell 17-2	\$0	\$0	\$44,528	\$0	\$0	\$612,051	\$217,506	\$0	\$0	\$0	\$0	\$195,824	\$0	\$173,738
Mobridge-Pollock 62-6	\$0	\$0	\$10,397	\$0	\$0	\$116,501	\$61,277	\$0	\$0	\$0	\$0	\$40,725	\$158,209	\$57,111
Montrose 43-2	\$0	\$0	\$7,561	\$0	\$0	\$15,400	\$15,030	\$0	\$0	\$0	\$0	\$16,716	\$0	\$21,211
Mount Vernon 17-3	\$0	\$0	\$5,158	\$0	\$0	\$67,228	\$12,370	\$0	\$0	\$0	\$0	\$11,578	\$0	\$20,396
New Underwood 51-3	\$0	\$0	\$4,106	\$0	\$0	\$11,778	\$6,387	\$0	\$1,169	\$0	\$0	\$12,942	\$0	\$13,574
Newell 09-2	\$2,969	\$0	\$7,952	\$0	\$0	\$16,508	\$22,952	\$0	\$0	\$0	\$0	\$21,320	\$174,301	\$32,772
Northwestern Area 56-7	\$0	\$0	\$2,193	\$0	\$0	\$4,581	\$12,877	\$0	\$0	\$0	\$0	\$18,009	\$0	\$29,529
Oelrichs 23-3	\$0	\$0	\$0	\$0	\$0	\$0	\$4,168	\$0	\$0	\$0	\$0	\$2,994	\$0	\$2,106
Oglala Lakota County 65-1	\$0	\$0	\$0	\$0	\$0	\$185,260	\$129	\$0	\$0	\$0	\$0	\$251,636	\$0	\$0
Oldham-Ramona 39-5	\$0	\$0	\$1,592	\$0	\$0	\$19,220	\$7,158	\$0	\$1,233	\$0	\$0	\$8,176	\$0	\$18,714
Parker 60-4	\$0	\$0	\$7,012	\$0	\$0	\$15,594	\$19,982	\$0	\$0	\$0	\$0	\$30,745	\$0	\$36,568
Parkston 33-3	\$0	\$0	\$7,329	\$1,451	\$0	\$31,249	\$16,585	\$0	\$0	\$0	\$0	\$33,855	\$0	\$46,740
Pierre 32-2	\$0	\$0	\$31,538	\$0	\$0	\$510,585	\$107,317	\$0	\$0	\$0	\$0	\$184,031	\$0	\$784,854
Plankinton 01-1	\$0	\$0	\$4,944	\$0	\$0	\$52,180	\$24,140	\$0	\$0	\$0	\$0	\$18,043	\$0	\$46,382
Platte-Geddes 11-5	\$0	\$0	\$3,970	\$0	\$0	\$43,074	\$22,608	\$0	\$4,123	\$0	\$0	\$38,425	\$0	\$111,363
Rapid City Area 51-4	\$0	\$0	\$223,340	\$0	\$0	\$1,854,917	\$598,656	\$0	\$413,309	\$90,488	\$0	\$987,774	\$0	\$1,136,601
Redfield 56-4	\$0	\$0	\$0	\$0	\$0	\$9,085	\$26,270	\$0	\$747	\$0	\$0	\$34,898	\$0	\$59,854
Rosholt 54-4	\$0	\$0	\$1,932	\$0	\$0	\$6,856	\$20,263	\$0	\$0	\$0	\$0	\$9,038	\$0	\$18,305
Rutland 39-4	\$0	\$0	\$924	\$0	\$0	\$16,915	\$5,935	\$0	\$0	\$0	\$0	\$8,905	\$0	\$14,317
Sanborn Central 55-5	\$0	\$0	\$4,263	\$0	\$0	\$7,671	\$15,064	\$0	\$250	\$0	\$0	\$13,217	\$0	\$7,976
Scotland 04-3	\$0	\$0	\$1,435	\$0	\$0	\$34,110	\$9,459	\$0	\$10,112	\$0	\$0	\$18,970	\$0	\$23,407
Selby Area 62-5	\$0	\$0	\$3,146	\$0	\$0	\$25,227	\$21,244	\$1,999	\$0	\$0	\$0	\$13,625	\$0	\$45,505
Sioux Falls 49-5	\$0	\$0	\$593,557	\$0	\$0	\$5,639,092	\$711,423	\$0	\$0	\$0	\$0	\$1,745,474	\$0	\$6,010,979
Sioux Valley 05-5	\$0	\$0	\$3,591	\$7,420	\$0	\$18,575	\$45,588	\$0	\$1,160	\$0	\$0	\$44,318	\$0	\$90,600
Sisseton 54-2	\$0	\$0	\$22,266	\$0	\$0	\$61,046	\$259,895	\$0	\$0	\$0	\$0	\$110,730	\$0	\$53,225
Smee 15-3	\$0	\$0	\$6,896	\$13,473	\$0	\$24,803	\$4,201	\$0	\$0	\$0	\$0	\$7,248	\$0	\$981
South Central 26-5	\$0	\$0	\$2,470	\$0	\$0	\$2,873	\$4,003	\$0	\$0	\$0	\$0	\$6,493	\$0	\$17,342
Spearfish 40-2	\$0	\$0	\$7,169	\$0	\$0	\$387,788	\$372,821	\$0	\$0	\$0	\$0	\$161,585	\$0	\$129,223
Stanley County 57-1	\$0	\$0	\$3,575	\$0	\$0	\$59,218	\$91,506	\$0	\$0	\$0	\$0	\$37,240	\$0	\$97,128
Summit 54-6	\$0	\$0	\$1,553	\$0	\$0	\$29,031	\$16,941	\$0	\$0	\$0	\$0	\$8,666	\$526,785	\$12,826
Tea Area 41-5	\$0	\$0	\$15,843	\$0	\$0	\$83,537	\$50,900	\$0	\$0	\$0	\$0	\$139,763	\$0	\$229,307
Timber Lake 20-3	\$0	\$0	\$0	\$0	\$0	\$35,424	\$1,234	\$0	\$0	\$0	\$0	\$17,836	\$0	\$14,438
Todd County 66-1	\$0	\$0	\$12,125	\$0	\$0	\$56,052	\$0	\$0	\$0	\$0	\$3,298	\$160,092	\$0	\$236
Tripp-Delmont 33-5	\$0	\$0	\$0	\$0	\$0	\$85,056	\$7,126	\$0	\$0	\$0	\$0	\$14,333	\$250,936	\$32,966
Tri-Valley 49-6	\$0	\$0	\$9,559	\$0	\$0	\$37,317	\$27,570	\$0	\$0	\$0	\$0	\$69,203	\$0	\$311,150
Vermillion 13-1	\$0	\$0	\$15,567	\$0	\$0	\$58,345	\$153,123	\$0	\$0	\$0	\$0	\$94,384	\$0	\$89,177
Viborg-Hurley 60-6	\$0	\$0	\$1,689	\$0	\$0	\$97,259	\$18,009	\$0	\$0	\$0	\$0	\$26,098	\$0	\$23,094
Wagner Community 11-4	\$0	\$0	\$4,551	\$0	\$0	\$70,400	\$34,238	\$0	\$795	\$0	\$0	\$55,525	\$83,847	\$71,702
Wall 51-5	\$0	\$0	\$5,994	\$0	\$0	\$44,149	\$8,966	\$0	\$0	\$0	\$1,604	\$16,697	\$0	\$21,405
Warner 06-5	\$0	\$0	\$2,365	\$1,109	\$0	\$10,957	\$13,988	\$0	\$0	\$0	\$0	\$15,739	\$0	\$29,700
Watertown 14-4	\$0	\$0	\$62,699	\$0	\$0	\$322,498	\$337,129	\$0	\$11,973	\$0	\$111,921	\$288,989	\$65,806	\$455,790
Waubay 18-3	\$0	\$0	\$5,692	\$0	\$0	\$3,872	\$22,779	\$0	\$0	\$0	\$0	\$16,701	\$0	\$11,721
Waverly 14-5	\$0	\$0	\$6,244	\$0	\$0	\$8,557	\$10,952	\$0	\$0	\$0	\$0	\$9,869	\$701,733	\$31,646

2022-2023

General Fund Revenue

as of 12/12/2023							COUNTY REVENUES							
Revenue Account Code	1971	1972	1973	1979	1982	1990	2110	2120	2200	2300	2900	3112	3113	3114
School District	Insurance Premiums	Medicaid Direct Services	Medicaid Indirect Admin Services	Other Charges for Services	Latchkey Services	Other Local Revenue	County Apportionment	Lease of County-Owned Land	Revenue in Lieu of Taxes	Revenue for Joint Facilities	Other County Revenue	State Apportionment	Renewable Facility Tax	Bank Franchise Taxes
Webster Area 18-5	\$0	\$0	\$7,251	\$0	\$0	\$12,787	\$45,219	\$0	\$2,143	\$0	\$0	\$34,660	\$0	\$39,068
Wessington Springs 36-2	\$0	\$0	\$4,897	\$0	\$0	\$42,171	\$15,316	\$0	\$8,071	\$0	\$0	\$20,942	\$159,819	\$37,234
West Central 49-7	\$0	\$0	\$9,468	\$0	\$7,800	\$51,801	\$37,003	\$0	\$0	\$0	\$0	\$90,830	\$0	\$317,088
White Lake 01-3	\$0	\$0	\$3,172	\$0	\$0	\$5,120	\$11,441	\$0	\$0	\$0	\$0	\$8,582	\$170,507	\$31,850
White River 47-1	\$0	\$0	\$10,551	\$0	\$0	\$30,984	\$18,710	\$0	\$0	\$0	\$0	\$22,721	\$0	\$4,324
Willow Lake 12-3	\$0	\$0	\$1,220	\$1,350	\$0	\$5,595	\$14,620	\$0	\$0	\$0	\$0	\$14,888	\$0	\$18,630
Wilmot 54-7	\$0	\$0	\$5,108	\$0	\$0	\$9,690	\$30,403	\$0	\$0	\$0	\$0	\$12,969	\$0	\$16,729
Winner 59-2	\$0	\$0	\$14,652	\$0	\$0	\$84,132	\$42,208	\$0	\$0	\$0	\$0	\$45,634	\$0	\$82,925
Wolsey-Wessington 02-6	\$0	\$0	\$10,941	\$0	\$0	\$36,005	\$15,837	\$0	\$0	\$0	\$0	\$15,613	\$0	\$48,565
Woonsocket 55-4	\$0	\$0	\$4,638	\$0	\$0	\$7,302	\$17,402	\$0	\$0	\$0	\$0	\$14,794	\$0	\$8,625
Yankton 63-3	\$0	\$0	\$44,650	\$0	\$0	\$421,202	\$251,289	\$0	\$0	\$135,563	\$0	\$202,334	\$0	\$455,897
STATE Totals	\$163,636	\$29,101	\$2,086,690	\$54,621	\$13,200	\$15,861,049	\$7,778,708	\$365,598	\$554,809	\$263,238	\$123,041	\$9,984,927	\$5,299,802	\$18,619,357

General Fund Revenue

as of 12/12/2023	STATE REVENUES													
Revenue Account Code	3119	3125	3129	3210	3320	3900	4121	4122	4129	4131	4133	4134	4135	4141
	Other Unrestricted State Revenues	Associate Instructors	Other Restricted State Revenues	Tax Base on Shooting Areas	Regular Tuition	Other State Revenues	National Minerals	Taylor Grazing	Other Unrestricted Grants from Federal Gov't through the State	National Forest Lands	Bankhead Jones Farm Tenant	Federal Wetlands	Restricted Grants from Federal Gov't through Intermediate Source	Buildings in Federally Affected Areas
Aberdeen 06-1	\$0	\$46,687	\$0	\$0	\$40,832	\$10,750	\$0	\$0	\$0	\$0	\$0	\$0	\$0	\$0
Agar-Blunt-Onida 58-3	\$0	\$6,107	\$0	\$0	\$0	\$0	\$0	\$0	\$0	\$0	\$0	\$0	\$0	\$0
Alcester-Hudson 61-1	\$0	\$0	\$0	\$0	\$0	\$0	\$0	\$0	\$0	\$0	\$0	\$0	\$0	\$0
Andes Central 11-1	\$0	\$1,993	\$0	\$0	\$0	\$0	\$0	\$0	\$0	\$0	\$0	\$0	\$0	\$0
Arlington 38-1	\$0	\$1,705	\$0	\$0	\$0	\$1,600	\$0	\$0	\$0	\$0	\$0	\$0	\$0	\$0
Armour 21-1	\$0	\$0	\$0	\$0	\$0	\$0	\$0	\$0	\$0	\$0	\$0	\$977	\$0	\$0
Avon 04-1	\$0	\$1,705	\$0	\$0	\$0	\$0	\$0	\$0	\$0	\$0	\$0	\$0	\$0	\$0
Baltic 49-1	\$0	\$5,525	\$0	\$0	\$0	\$617	\$0	\$0	\$0	\$0	\$0	\$0	\$0	\$0
Belle Fourche 09-1	\$0	\$0	\$0	\$0	\$0	\$27,002	\$70,765	\$41,222	\$0	\$0	\$0	\$0	\$0	\$0
Bennett County 03-1	\$0	\$5,911	\$4,667	\$0	\$0	\$0	\$0	\$0	\$0	\$0	\$0	\$0	\$0	\$0
Beresford 61-2	\$0	\$0	\$0	\$0	\$0	\$0	\$0	\$0	\$0	\$0	\$0	\$0	\$0	\$0
Big Stone City 25-1	\$0	\$6,380	\$0	\$0	\$0	\$230	\$0	\$0	\$0	\$0	\$0	\$0	\$0	\$0
Bison 52-1	\$0	\$326	\$0	\$0	\$0	\$0	\$13,698	\$838	\$0	\$0	\$0	\$0	\$0	\$0
Bon Homme 04-2	\$0	\$1,705	\$0	\$0	\$0	\$0	\$0	\$0	\$0	\$0	\$0	\$0	\$0	\$0
Bowdle 22-1	\$0	\$0	\$0	\$0	\$0	\$0	\$0	\$0	\$0	\$0	\$0	\$0	\$0	\$0
Brandon Valley 49-2	\$40,686	\$0	\$0	\$0	\$0	\$0	\$0	\$0	\$0	\$0	\$0	\$0	\$0	\$0
Bridgewater-Emery 30-3	\$0	\$0	\$0	\$0	\$0	\$3,521	\$0	\$0	\$0	\$0	\$0	\$0	\$0	\$0
Britton-Hecla 45-4	\$0	\$376	\$0	\$0	\$0	\$0	\$0	\$0	\$0	\$0	\$0	\$0	\$0	\$0
Brookings 05-1	\$0	\$0	\$0	\$0	\$0	\$8,699	\$0	\$0	\$0	\$0	\$0	\$0	\$0	\$0
Burke 26-2	\$0	\$4,684	\$0	\$0	\$0	\$0	\$0	\$0	\$0	\$0	\$0	\$0	\$0	\$0
Canistota 43-1	\$0	\$1,815	\$1,281	\$0	\$0	\$0	\$0	\$0	\$0	\$0	\$0	\$0	\$0	\$0
Canton 41-1	\$3,852	\$0	\$0	\$0	\$0	\$0	\$0	\$0	\$0	\$0	\$0	\$0	\$0	\$173,023
Castlewood 28-1	\$0	\$0	\$0	\$0	\$0	\$0	\$0	\$0	\$0	\$0	\$0	\$0	\$1,188	\$0
Centerville 60-1	\$4,800	\$0	\$2,500	\$0	\$0	\$1,500	\$0	\$0	\$0	\$0	\$0	\$0	\$0	\$0
Chamberlain 07-1	\$1,021	\$0	\$0	\$0	\$0	\$0	\$0	\$193	\$0	\$0	\$0	\$0	\$0	\$0
Chester Area 39-1	\$0	\$2,700	\$0	\$0	\$0	\$0	\$0	\$0	\$0	\$0	\$0	\$6,467	\$0	\$0
Clark 12-2	\$0	\$85	\$0	\$0	\$0	\$0	\$0	\$0	\$0	\$0	\$0	\$0	\$0	\$0
Colman-Egan 50-5	\$0	\$8,392	\$0	\$0	\$0	\$0	\$0	\$0	\$0	\$0	\$0	\$5,623	\$0	\$0
Colome Consolidated 59-3	\$0	\$2,098	\$0	\$0	\$0	\$0	\$0	\$0	\$0	\$0	\$0	\$0	\$0	\$0
Corsica-Stickney 21-3	\$0	\$0	\$0	\$0	\$0	\$0	\$0	\$0	\$0	\$0	\$0	\$3,886	\$0	\$0
Custer 16-1	\$0	\$3,509	\$1,974	\$0	\$0	\$0	\$22,884	\$67	\$0	\$102,202	\$581	\$0	\$0	\$0
Dakota Valley 61-8	\$0	\$18,421	\$1,227	\$0	\$0	\$0	\$0	\$0	\$0	\$0	\$0	\$0	\$0	\$0
De Smet 38-2	\$0	\$0	\$0	\$0	\$0	\$884	\$0	\$0	\$0	\$0	\$0	\$0	\$0	\$0
Dell Rapids 49-3	\$0	\$16,106	\$0	\$0	\$0	\$0	\$0	\$0	\$0	\$0	\$0	\$0	\$0	\$0
Deubrook Area 05-6	\$0	\$9,008	\$10,876	\$0	\$0	\$1,508	\$0	\$0	\$0	\$0	\$0	\$410	\$0	\$0
Deuel 19-4	\$0	\$0	\$0	\$0	\$0	\$0	\$0	\$0	\$0	\$0	\$0	\$0	\$0	\$0
Doland 56-2	\$0	\$0	\$0	\$0	\$0	\$0	\$0	\$0	\$0	\$0	\$0	\$0	\$0	\$0
Douglas 51-1	\$0	\$0	\$0	\$0	\$0	\$0	\$1,167	\$89	\$0	\$0	\$0	\$0	\$0	\$0
Dupree 64-2	\$0	\$0	\$0	\$0	\$0	\$614	\$0	\$0	\$0	\$0	\$0	\$0	\$0	\$0
Eagle Butte 20-1	\$0	\$17,388	\$0	\$0	\$0	\$848	\$0	\$0	\$0	\$0	\$0	\$0	\$0	\$0
Edgemont 23-1	\$0	\$5,114	\$0	\$0	\$0	\$5,849	\$52,623	\$1,004	\$0	\$25,264	\$3,717	\$0	\$0	\$0
Edmunds Central 22-5	\$0	\$0	\$0	\$695	\$0	\$254	\$0	\$0	\$0	\$0	\$0	\$0	\$0	\$0
Elk Mountain 16-2	\$0	\$0	\$0	\$0	\$0	\$0	\$8,263	\$1,063	\$0	\$65,537	\$906	\$0	\$0	\$0
Elk Point-Jefferson 61-7	\$0	\$6,934	\$0	\$0	\$0	\$0	\$0	\$0	\$0	\$0	\$0	\$0	\$0	\$0
Elkton 05-3	\$0	\$0	\$0	\$0	\$0	\$775	\$0	\$0	\$0	\$0	\$0	\$0	\$0	\$0
Estelline 28-2	\$0	\$2,228	\$0	\$0	\$0	\$1,600	\$0	\$0	\$0	\$0	\$0	\$0	\$18,395	\$0

2022-2023

General Fund Revenue

as of 12/12/2023	STATE REVENUES													
Revenue Account Code	3119	3125	3129	3210	3320	3900	4121	4122	4129	4131	4133	4134	4135	4141
School District	Other Unrestricted State Revenues	Associate Instructors	Other Restricted State Revenues	Tax Base on Shooting Areas	Regular Tuition	Other State Revenues	National Minerals	Taylor Grazing	Other Unrestricted Grants from Federal Gov't through the State	National Forest Lands	Bankhead Jones Farm Tenant	Federal Wetlands	Restricted Grants from Federal Gov't through Intermediate Source	Buildings in Federally Affected Areas
Ethan 17-1	\$0	\$0	\$0	\$0	\$0	\$0	\$0	\$0	\$0	\$0	\$0	\$0	\$0	\$0
Eureka 44-1	\$0	\$2,263	\$29,523	\$2,943	\$0	\$0	\$0	\$0	\$0	\$0	\$0	\$0	\$0	\$0
Faith 46-2	\$0	\$0	\$0	\$0	\$0	\$0	\$10,207	\$0	\$0	\$0	\$0	\$0	\$0	\$0
Faulkton Area 24-4	\$0	\$2,008	\$0	\$0	\$0	\$2,248	\$0	\$0	\$0	\$0	\$0	\$3,235	\$0	\$0
Flandreau 50-3	\$0	\$3,752	\$0	\$0	\$0	\$1,286	\$0	\$0	\$0	\$0	\$0	\$0	\$0	\$0
Florence 14-1	\$0	\$0	\$0	\$0	\$0	\$0	\$0	\$0	\$0	\$0	\$0	\$5,405	\$0	\$0
Frederick Area 06-2	\$0	\$0	\$0	\$0	\$0	\$200	\$0	\$0	\$0	\$0	\$0	\$0	\$0	\$0
Freeman 33-1	\$0	\$0	\$0	\$0	\$0	\$0	\$0	\$0	\$0	\$0	\$0	\$0	\$0	\$0
Garretson 49-4	\$23,547	\$0	\$0	\$0	\$0	\$0	\$0	\$0	\$0	\$0	\$0	\$0	\$0	\$0
Gayville-Volin 63-1	\$0	\$1,500	\$0	\$0	\$0	\$0	\$0	\$0	\$0	\$0	\$0	\$0	\$0	\$0
Gettysburg 53-1	\$0	\$0	\$0	\$0	\$0	\$0	\$0	\$0	\$0	\$0	\$0	\$0	\$0	\$0
Gregory 26-4	\$0	\$0	\$0	\$0	\$0	\$0	\$0	\$0	\$0	\$0	\$0	\$0	\$0	\$0
Groton Area 06-6	\$0	\$2,129	\$0	\$0	\$0	\$1,139	\$0	\$0	\$0	\$0	\$0	\$0	\$0	\$0
Haakon 27-1	\$0	\$2,031	\$0	\$0	\$0	\$0	\$12,979	\$330	\$0	\$0	\$234	\$0	\$0	\$0
Hamlin 28-3	\$0	\$0	\$0	\$0	\$0	\$0	\$0	\$0	\$0	\$0	\$0	\$172	\$0	\$0
Hanson 30-1	\$0	\$0	\$0	\$0	\$0	\$0	\$0	\$0	\$0	\$0	\$0	\$0	\$0	\$0
Harding County 31-1	\$0	\$0	\$0	\$0	\$0	\$1,700	\$66,714	\$9,720	\$0	\$20,780	\$0	\$0	\$0	\$0
Harrisburg 41-2	\$0	\$101,438	\$0	\$0	\$0	\$1,483	\$0	\$0	\$0	\$0	\$0	\$0	\$0	\$0
Henry 14-2	\$0	\$0	\$0	\$0	\$0	\$0	\$0	\$0	\$0	\$0	\$0	\$1,748	\$0	\$0
Herreid 10-1	\$0	\$0	\$0	\$0	\$0	\$0	\$0	\$0	\$21,420	\$0	\$0	\$0	\$0	\$0
Highmore-Harrold 34-2	\$0	\$0	\$0	\$0	\$0	\$0	\$0	\$0	\$0	\$0	\$0	\$0	\$0	\$0
Hill City 51-2	\$0	\$4,389	\$0	\$0	\$0	\$0	\$0	\$0	\$0	\$146,341	\$0	\$0	\$0	\$0
Hitchcock-Tulare 56-6	\$0	\$0	\$0	\$0	\$0	\$0	\$0	\$0	\$0	\$0	\$0	\$0	\$0	\$0
Hot Springs 23-2	\$1,548	\$11,588	\$0	\$0	\$0	\$34,647	\$16,675	\$759	\$0	\$15,281	\$569	\$0	\$0	\$0
Hoven 53-2	\$0	\$8,099	\$150	\$0	\$0	\$100	\$0	\$0	\$0	\$0	\$0	\$0	\$0	\$0
Howard 48-3	\$0	\$0	\$0	\$0	\$0	\$68	\$0	\$0	\$0	\$0	\$0	\$0	\$0	\$0
Huron 02-2	\$0	\$0	\$1,096	\$0	\$77,462	\$0	\$0	\$0	\$0	\$0	\$0	\$0	\$0	\$0
Ipswich Public 22-6	\$0	\$0	\$0	\$0	\$0	\$0	\$0	\$0	\$0	\$0	\$0	\$0	\$0	\$0
Irene-Wakonda 13-3	\$0	\$0	\$0	\$0	\$0	\$0	\$0	\$0	\$0	\$0	\$0	\$0	\$0	\$0
Iroquois 02-3	\$0	\$0	\$0	\$0	\$0	\$0	\$0	\$0	\$0	\$0	\$0	\$0	\$0	\$0
Jones County 37-3	\$0	\$1,307	\$0	\$0	\$0	\$943	\$4,066	\$0	\$0	\$0	\$0	\$0	\$0	\$0
Kadoka Area 35-2	\$0	\$3,890	\$0	\$0	\$0	\$0	\$20,174	\$59	\$0	\$0	\$1,059	\$0	\$0	\$0
Kimball 07-2	\$0	\$2,824	\$0	\$0	\$0	\$6,010	\$0	\$0	\$0	\$0	\$0	\$0	\$0	\$0
Lake Preston 38-3	\$0	\$0	\$0	\$0	\$0	\$5,453	\$0	\$0	\$0	\$0	\$0	\$0	\$0	\$0
Langford Area 45-5	\$0	\$0	\$0	\$0	\$0	\$0	\$0	\$0	\$0	\$0	\$0	\$0	\$0	\$0
Lead-Deadwood 40-1	\$61,691	\$3,511	\$2,000	\$0	\$0	\$3,600	\$0	\$1,039	\$0	\$103,088	\$0	\$0	\$0	\$0
Lemmon 52-4	\$0	\$0	\$154	\$0	\$0	\$0	\$19,066	\$44	\$0	\$0	\$0	\$0	\$0	\$0
Lennox 41-4	\$0	\$8,524	\$0	\$0	\$0	\$0	\$0	\$0	\$0	\$0	\$0	\$0	\$0	\$0
Leola 44-2	\$0	\$0	\$0	\$0	\$0	\$0	\$0	\$0	\$0	\$0	\$0	\$0	\$0	\$0
Lyman 42-1	\$0	\$0	\$0	\$0	\$0	\$0	\$0	\$0	\$0	\$0	\$0	\$0	\$0	\$0
Madison Central 39-2	\$0	\$16,073	\$0	\$0	\$0	\$11,388	\$0	\$0	\$0	\$0	\$0	\$0	\$0	\$0
Marion 60-3	\$0	\$0	\$0	\$0	\$0	\$0	\$0	\$0	\$0	\$0	\$0	\$0	\$0	\$0
McCook Central 43-7	\$0	\$100	\$0	\$0	\$0	\$0	\$0	\$0	\$0	\$0	\$0	\$0	\$0	\$0
McIntosh 15-1	\$0	\$10,628	\$5,569	\$0	\$0	\$0	\$0	\$0	\$0	\$0	\$0	\$0	\$0	\$0
McLaughlin 15-2	\$0	\$21,427	\$5,000	\$0	\$0	\$1,586	\$0	\$0	\$0	\$0	\$0	\$0	\$0	\$0
Meade 46-1	\$8,685	\$0	\$3,671	\$0	\$0	\$32,404	\$45,258	\$12,955	\$0	\$39,791	\$0	\$0	\$0	\$0

2022-2023

General Fund Revenue

as of 12/12/2023	STATE REVENUES													
Revenue Account Code	3119	3125	3129	3210	3320	3900	4121	4122	4129	4131	4133	4134	4135	4141
School District	Other Unrestricted State Revenues	Associate Instructors	Other Restricted State Revenues	Tax Base on Shooting Areas	Regular Tuition	Other State Revenues	National Minerals	Taylor Grazing	Other Unrestricted Grants from Federal Gov't through the State	National Forest Lands	Bankhead Jones Farm Tenant	Federal Wetlands	Restricted Grants from Federal Gov't through Intermediate Source	Buildings in Federally Affected Areas
Menno 33-2	\$0	\$0	\$5,417	\$0	\$0	\$0	\$0	\$0	\$0	\$0	\$0	\$0	\$0	\$0
Milbank 25-4	\$2	\$0	\$0	\$0	\$0	\$1,215	\$0	\$0	\$0	\$0	\$0	\$0	\$0	\$0
Miller 29-4	\$0	\$3,550	\$0	\$0	\$0	\$0	\$0	\$0	\$0	\$0	\$0	\$0	\$0	\$0
Mitchell 17-2	\$0	\$51,415	\$0	\$0	\$375,885	\$241,408	\$0	\$0	\$0	\$0	\$0	\$0	\$0	\$0
Mobridge-Pollock 62-6	\$0	\$18,489	\$0	\$0	\$0	\$444	\$0	\$30	\$0	\$0	\$0	\$0	\$0	\$0
Montrose 43-2	\$0	\$135	\$0	\$0	\$0	\$0	\$0	\$0	\$0	\$0	\$0	\$668	\$0	\$0
Mount Vernon 17-3	\$0	\$0	\$0	\$0	\$0	\$220	\$0	\$0	\$0	\$0	\$0	\$0	\$0	\$0
New Underwood 51-3	\$0	\$0	\$0	\$0	\$0	\$0	\$6,698	\$29	\$0	\$0	\$0	\$0	\$0	\$0
Newell 09-2	\$0	\$0	\$0	\$0	\$0	\$0	\$50,507	\$12,426	\$0	\$0	\$0	\$0	\$0	\$0
Northwestern Area 56-7	\$0	\$2,673	\$0	\$0	\$0	\$47,030	\$0	\$0	\$0	\$0	\$0	\$432	\$0	\$0
Oelrichs 23-3	\$0	\$0	\$0	\$0	\$0	\$1,158	\$21,841	\$0	\$0	\$0	\$1,799	\$0	\$0	\$0
Oglala Lakota County 65-1	\$0	\$0	\$442,847	\$0	\$0	\$0	\$0	\$0	\$0	\$0	\$0	\$0	\$0	\$0
Oldham-Ramona 39-5	\$0	\$1,007	\$0	\$0	\$0	\$154	\$0	\$0	\$0	\$0	\$0	\$1,830	\$0	\$0
Parker 60-4	\$0	\$5,600	(\$740)	\$0	\$0	\$0	\$0	\$0	\$0	\$0	\$0	\$198	\$0	\$0
Parkston 33-3	\$0	\$10,064	\$0	\$0	\$206,260	\$0	\$0	\$0	\$0	\$0	\$0	\$0	\$0	\$0
Pierre 32-2	\$0	\$0	\$0	\$0	\$0	\$28,650	\$0	\$15	\$0	\$0	\$0	\$529	\$0	\$0
Plankinton 01-1	\$0	\$0	\$77,242	\$0	\$63,041	\$0	\$0	\$0	\$0	\$0	\$0	\$0	\$0	\$0
Platte-Geddes 11-5	\$0	\$4,400	\$0	\$0	\$0	\$2,045	\$0	\$0	\$0	\$0	\$0	\$2,576	\$0	\$0
Rapid City Area 51-4	\$0	\$0	\$0	\$0	\$26,249	\$162,755	\$3,124	\$0	\$0	\$28,506	\$0	\$0	\$0	\$0
Redfield 56-4	\$0	\$0	\$0	\$0	\$0	\$0	\$0	\$0	\$0	\$0	\$0	\$155	\$0	\$0
Rosholt 54-4	\$0	\$0	\$0	\$0	\$0	\$0	\$0	\$0	\$0	\$0	\$0	\$0	\$0	\$0
Rutland 39-4	\$0	\$0	\$0	\$0	\$0	\$0	\$0	\$0	\$0	\$0	\$0	\$4,093	\$0	\$0
Sanborn Central 55-5	\$0	\$2,383	\$0	\$0	\$0	\$0	\$0	\$0	\$0	\$0	\$0	\$0	\$0	\$0
Scotland 04-3	\$0	\$0	\$0	\$0	\$0	\$0	\$0	\$0	\$0	\$0	\$0	\$0	\$0	\$0
Selby Area 62-5	\$14,502	\$3,470	\$0	\$0	\$0	\$0	\$0	\$0	\$0	\$0	\$0	\$0	\$0	\$0
Sioux Falls 49-5	\$0	\$0	\$0	\$0	\$46,113	\$136,071	\$0	\$0	\$0	\$0	\$0	\$0	\$0	\$0
Sioux Valley 05-5	\$0	\$0	\$0	\$0	\$0	\$3,380	\$0	\$0	\$0	\$0	\$0	\$0	\$0	\$0
Sisseton 54-2	\$0	\$20,599	\$1,024	\$0	\$0	\$1,358	\$0	\$0	\$0	\$0	\$0	\$0	\$0	\$0
Smee 15-3	\$0	\$0	\$0	\$0	\$0	\$0	\$0	\$0	\$0	\$0	\$0	\$0	\$0	\$0
South Central 26-5	\$0	\$0	\$0	\$0	\$0	\$0	\$0	\$0	\$0	\$0	\$0	\$0	\$0	\$0
Spearfish 40-2	\$210,159	\$15,283	\$0	\$0	\$187,891	\$297	\$17	\$0	\$0	\$29,109	\$0	\$0	\$0	\$0
Stanley County 57-1	\$0	\$0	\$0	\$0	\$0	\$58	\$24,356	\$5,384	\$0	\$0	\$0	\$0	\$0	\$0
Summit 54-6	\$0	\$0	\$0	\$0	\$0	\$0	\$0	\$0	\$0	\$0	\$0	\$0	\$0	\$0
Tea Area 41-5	\$0	\$0	\$122,202	\$0	\$0	\$2,574	\$0	\$0	\$0	\$0	\$0	\$0	\$0	\$0
Timber Lake 20-3	\$0	\$3,276	\$0	\$0	\$0	\$0	\$0	\$0	\$0	\$0	\$0	\$0	\$920	\$0
Todd County 66-1	\$0	\$0	\$0	\$0	\$0	\$0	\$0	\$0	\$0	\$0	\$0	\$0	\$0	\$0
Tripp-Delmont 33-5	\$0	\$0	\$0	\$0	\$0	\$0	\$0	\$0	\$0	\$0	\$0	\$0	\$0	\$0
Tri-Valley 49-6	\$0	\$0	\$0	\$0	\$0	\$0	\$0	\$0	\$0	\$0	\$0	\$1,578	\$0	\$0
Vermillion 13-1	\$0	\$7,411	\$0	\$0	\$0	\$2,435	\$0	\$0	\$0	\$0	\$0	\$0	\$0	\$0
Viborg-Hurley 60-6	\$0	\$0	\$0	\$0	\$0	\$0	\$0	\$0	\$0	\$0	\$0	\$0	\$0	\$0
Wagner Community 11-4	\$0	\$4,885	\$0	\$0	\$0	\$0	\$0	\$0	\$0	\$0	\$0	\$0	\$0	\$0
Wall 51-5	\$0	\$1,825	\$0	\$0	\$0	\$0	\$44,272	\$5,998	\$0	\$0	\$0	\$0	\$0	\$0
Warner 06-5	\$0	\$0	\$0	\$0	\$0	\$0	\$0	\$0	\$0	\$0	\$0	\$0	\$0	\$0
Watertown 14-4	\$0	\$59,307	\$0	\$0	\$0	\$8,655	\$0	\$0	\$0	\$0	\$0	\$1,592	\$0	\$0
Waubay 18-3	\$0	\$0	\$0	\$0	\$0	\$0	\$0	\$0	\$0	\$0	\$0	\$0	\$0	\$0
Waverly 14-5	\$0	\$6,169	\$0	\$0	\$0	\$549	\$0	\$0	\$0	\$0	\$0	\$624	\$0	\$0

2022-2023

General Fund Revenue

as of 12/12/2023	STATE REVENUES													
Revenue Account Code	3119	3125	3129	3210	3320	3900	4121	4122	4129	4131	4133	4134	4135	4141
School District	Other Unrestricted State Revenues	Associate Instructors	Other Restricted State Revenues	Tax Base on Shooting Areas	Regular Tuition	Other State Revenues	National Minerals	Taylor Grazing	Other Unrestricted Grants from Federal Gov't through the State	National Forest Lands	Bankhead Jones Farm Tenant	Federal Wetlands	Restricted Grants from Federal Gov't through Intermediate Source	Buildings in Federally Affected Areas
Webster Area 18-5	\$0	\$2,066	\$0	\$0	\$0	\$616	\$0	\$0	\$0	\$0	\$0	\$276	\$0	\$0
Wessington Springs 36-2	\$0	\$0	\$0	\$0	\$0	\$0	\$0	\$0	\$0	\$0	\$0	\$0	\$0	\$0
West Central 49-7	\$0	\$0	\$652	\$0	\$407,248	\$1,081	\$0	\$0	\$0	\$0	\$0	\$4,956	\$0	\$0
White Lake 01-3	\$0	\$0	\$0	\$0	\$0	\$0	\$0	\$0	\$0	\$0	\$0	\$0	\$0	\$0
White River 47-1	\$0	\$0	\$0	\$0	\$0	\$0	\$0	\$0	\$0	\$0	\$0	\$0	\$0	\$0
Willow Lake 12-3	\$0	\$2,047	\$0	\$0	\$0	\$1,023	\$0	\$0	\$0	\$0	\$0	\$0	\$0	\$0
Wilmot 54-7	\$0	\$18,449	\$0	\$0	\$0	\$0	\$0	\$0	\$0	\$0	\$0	\$0	\$0	\$0
Winner 59-2	\$0	\$0	\$0	\$0	\$0	\$0	\$0	\$0	\$0	\$0	\$0	\$0	\$0	\$0
Wolsey-Wessington 02-6	\$0	\$7,245	\$0	\$0	\$0	\$1,896	\$0	\$0	\$0	\$0	\$0	\$0	\$0	\$0
Woonsocket 55-4	\$0	\$2,031	\$0	\$0	\$0	\$0	\$0	\$0	\$0	\$0	\$0	\$0	\$0	\$0
Yankton 63-3	\$0	\$36,535	\$0	\$0	\$0	\$457	\$0	\$0	\$0	\$0	\$0	\$0	\$0	\$0
STATE Totals	\$370,493	\$674,695	\$718,332	\$3,638	\$1,430,981	\$816,038	\$515,354	\$93,264	\$21,420	\$575,899	\$8,866	\$47,430	\$20,503	\$173,023

2022-2023

General Fund Revenue

as of 12/12/2023	FEDERAL REVENUES												
Revenue Account Code	4142	4149	4151	4153	4158	4159	4160	4161	4175	4182	4190	4191	4200
School District	Indian Education, Title XI	Other Restricted Grants Direct from Federal Gov't	Other Grants from Federal Gov't through the State	Title IV Student Support & Academic Enrich.	Improving the Academic Achievement of the Disadvantaged, Title I	Teahcer & Principal Training & Recruiting, Title II Part A	Language Instruction for LEP and Immigrant Students	Vocational Education	IDEA, Part B, Section 611	Workforce Investment Act, Summer Opportunities	Elementary & Secondary School Emergency Relief ESSER II	Elementary & Secondary School Emergency Relief ESSER III	Revenue in Lieu of Taxes
Aberdeen 06-1	\$57,884	\$0	\$0	\$102,579	\$850,575	\$271,874	\$0	\$8,162	\$0	\$0	\$25,302	\$406,625	\$0
Agar-Blunt-Onida 58-3	\$0	\$16,726	\$0	\$10,000	\$43,660	\$17,923	\$0	\$4,668	\$0	\$0	\$0	\$58,852	\$0
Alcester-Hudson 61-1	\$0	\$16,036	\$24,001	\$10,000	\$71,821	\$17,873	\$0	\$0	\$0	\$0	\$81,871	\$100,339	\$0
Andes Central 11-1	\$17,233	\$0	\$69,422	\$1,234	\$611,367	\$98,767	\$0	\$0	\$0	\$0	\$5,633	\$209,404	\$0
Arlington 38-1	\$0	\$0	\$1,689	\$0	\$42,642	\$0	\$0	\$0	\$0	\$0	\$0	\$13,684	\$0
Armour 21-1	\$0	\$0	\$6,049	\$5,413	\$50,638	\$11,135	\$0	\$0	\$0	\$0	\$49,083	\$123,208	\$0
Avon 04-1	\$0	\$0	\$0	\$8,994	\$57,444	\$1,006	\$0	\$0	\$2,991	\$0	\$55,235	\$43,591	\$0
Baltic 49-1	\$0	\$0	\$0	\$10,000	\$28,276	\$23,185	\$0	\$0	\$0	\$0	\$0	\$51,423	\$0
Belle Fourche 09-1	\$0	\$0	\$41,099	\$52,200	\$478,176	\$124,921	\$0	\$9,266	\$0	\$0	\$377,845	\$520,411	\$0
Bennett County 03-1	\$66,283	\$0	\$18,491	\$121,691	\$994,822	\$89,862	\$0	\$0	\$0	\$0	\$98,186	\$378,221	\$0
Beresford 61-2	\$0	\$0	\$0	\$11,392	\$98,901	\$26,058	\$0	\$0	\$0	\$0	\$9,018	\$131,401	\$0
Big Stone City 25-1	\$0	\$0	\$5,895	\$2,242	\$25,865	\$7,701	\$0	\$0	\$0	\$0	\$58,905	\$48,748	\$61
Bison 52-1	\$0	\$15,939	\$5,292	\$7,612	\$79,307	\$14,097	\$0	\$0	\$0	\$0	\$1,006	\$17,516	\$44,968
Bon Homme 04-2	\$0	\$23,121	\$18,433	\$14,879	\$132,207	\$22,970	\$0	\$0	\$0	\$0	\$143,085	\$441,099	\$0
Bowdle 22-1	\$0	\$0	\$4,048	\$0	\$50,931	\$0	\$0	\$0	\$0	\$0	\$0	\$0	\$0
Brandon Valley 49-2	\$0	\$0	\$0	\$16,988	\$162,244	\$129,094	\$3,928	\$19,747	\$0	\$0	\$0	\$986,130	\$0
Bridgewater-Emery 30-3	\$0	\$5,538	\$93,930	\$10,000	\$71,094	\$16,814	\$0	\$0	\$2,070	\$0	\$0	\$4,749	\$0
Britton-Hecla 45-4	\$0	\$33,411	\$0	\$12,788	\$156,828	\$42,761	\$0	\$1,604	\$0	\$0	\$0	\$10,568	\$0
Brookings 05-1	\$0	\$0	\$0	\$58,311	\$443,706	\$115,993	\$0	\$45,044	\$0	\$0	\$551,469	\$940,457	\$0
Burke 26-2	\$0	\$0	\$23,693	\$10,000	\$79,952	\$17,627	\$0	\$20,848	\$0	\$0	\$0	\$33,949	\$0
Canistota 43-1	\$0	\$0	\$0	\$0	\$62,353	\$0	\$0	\$0	\$0	\$0	\$3,875	\$28,542	\$0
Canton 41-1	\$0	\$0	\$0	\$10,000	\$63,477	\$55,246	\$0	\$0	\$0	\$0	\$150,664	\$0	\$0
Castlewood 28-1	\$0	\$4,765	\$5,483	\$10,000	\$60,676	\$21,119	\$0	\$0	\$0	\$0	\$0	\$0	\$0
Centerville 60-1	\$0	\$18,851	\$0	\$10,000	\$44,591	\$18,208	\$0	\$0	\$0	\$0	\$0	\$3,595	\$0
Chamberlain 07-1	\$45,584	\$0	\$21,012	\$225,495	\$1,391,643	\$159,596	\$0	\$20,813	\$1,021	\$0	\$86,180	\$488,283	\$0
Chester Area 39-1	\$0	\$48,597	\$12,193	\$10,000	\$52,868	\$12,216	\$0	\$0	\$0	\$0	\$0	\$122,100	\$0
Clark 12-2	\$0	\$25,902	\$12,225	\$11,930	\$124,983	\$27,082	\$13,118	\$3,729	\$0	\$0	\$0	\$0	\$0
Colman-Egan 50-5	\$0	\$13,818	\$0	\$0	\$51,902	\$8,314	\$0	\$768	\$0	\$0	\$0	\$0	\$0
Colome Consolidated 59-3	\$0	\$3,222	\$14,041	\$16,903	\$156,081	\$30,546	\$0	\$0	\$0	\$0	\$1,395	\$69,640	\$0
Corsica-Stickney 21-3	\$0	\$0	\$0	\$11,570	\$104,502	\$22,268	\$0	\$1,315	\$0	\$0	\$0	\$34,547	\$0
Custer 16-1	\$0	\$0	\$39,939	\$31,064	\$245,743	\$86,655	\$0	\$0	\$0	\$0	\$94,463	\$657,424	\$0
Dakota Valley 61-8	\$0	\$0	\$0	\$9,437	\$63,444	\$38,519	\$0	\$2,560	\$0	\$0	\$538,242	\$0	\$0
De Smet 38-2	\$0	\$26,009	\$37,035	\$10,000	\$44,069	\$13,553	\$0	\$0	\$0	\$0	\$145,478	\$0	\$0
Dell Rapids 49-3	\$0	\$0	\$39,544	\$14,400	\$82,826	\$42,580	\$0	\$153	\$0	\$0	\$180,200	\$0	\$0
Deubrook Area 05-6	\$0	\$27,936	\$0	\$10,000	\$64,461	\$16,825	\$0	\$0	\$0	\$0	\$14,674	\$81,689	\$0
Deuel 19-4	\$0	\$0	\$0	\$11,006	\$84,602	\$59,914	\$0	\$49,356	\$0	\$0	\$158,661	\$0	\$0
Doland 56-2	\$0	\$0	\$0	\$10,000	\$37,573	\$10,665	\$0	\$2,139	\$0	\$0	\$22,077	\$27,780	\$0
Douglas 51-1	\$43,959	\$0	\$609	\$82,991	\$694,644	\$165,670	\$0	\$0	\$0	\$0	\$12,000	\$2,023,776	\$0
Dupree 64-2	\$79,676	\$0	\$143,100	\$86,384	\$608,883	\$42,417	\$0	\$0	\$0	\$0	\$69,352	\$258,363	\$0
Eagle Butte 20-1	\$234,487	\$0	\$24,484	\$170,465	\$1,066,322	\$283,001	\$0	\$33,050	\$0	\$0	\$0	\$1,225,768	\$0
Edgemont 23-1	\$0	\$0	\$9,588	\$0	\$21,006	\$0	\$0	\$871	\$0	\$0	\$0	\$26,910	\$39,064
Edmunds Central 22-5	\$0	\$0	\$40,590	\$463	\$120,586	\$20,384	\$0	\$0	\$0	\$0	\$49,858	\$416,265	\$0
Elk Mountain 16-2	\$0	\$0	\$0	\$0	\$0	\$1,898	\$0	\$0	\$0	\$0	\$6,057	\$0	\$0
Elk Point-Jefferson 61-7	\$0	\$0	\$0	\$10,000	\$29,939	\$28,525	\$0	\$0	\$0	\$0	\$0	\$57,957	\$0
Elkton 05-3	\$0	\$0	\$0	\$4,605	\$81,357	\$23,365	\$0	\$0	\$0	\$0	\$77,399	\$26,821	\$0
Estelline 28-2	\$0	\$16,199	\$13,474	\$10,000	\$74,118	\$18,842	\$0	\$3,849	\$0	\$0	\$0	\$88,240	\$0

2022-2023

General Fund Revenue

as of 12/12/2023	FEDERAL REVENUES												
Revenue Account Code	4142	4149	4151	4153	4158	4159	4160	4161	4175	4182	4190	4191	4200
School District	Indian Education, Title XI	Other Restricted Grants Direct from Federal Gov't	Other Grants from Federal Gov't through the State	Title IV Student Support & Academic Enrich.	Improving the Academic Achievement of the Disadvantaged, Title I	Teacher & Principal Training & Recruiting, Title II Part A	Language Instruction for LEP and Immigrant Students	Vocational Education	IDEA, Part B, Section 611	Workforce Investment Act, Summer Opportunities	Elementary & Secondary School Emergency Relief ESSER II	Elementary & Secondary School Emergency Relief ESSER III	Revenue in Lieu of Taxes
Ethan 17-1	\$0	\$25,002	\$0	\$7,136	\$39,916	\$9,711	\$0	\$0	\$0	\$0	\$100	\$133,817	\$0
Eureka 44-1	\$0	\$7,203	\$7,814	\$9,837	\$54,913	\$10,459	\$0	\$0	\$0	\$0	\$0	\$74,776	\$0
Faith 46-2	\$0	\$21,338	\$0	\$18,871	\$169,401	\$26,319	\$0	\$0	\$0	\$0	\$0	\$59,660	\$0
Faulton Area 24-4	\$0	\$0	\$0	\$14,718	\$176,390	\$42,754	\$0	\$2,007	\$0	\$0	\$0	\$37,305	\$0
Flandreau 50-3	\$58,338	\$2,566	\$20,080	\$16,683	\$156,762	\$45,811	\$0	\$0	\$1,500	\$0	\$31,109	\$292,853	\$0
Florence 14-1	\$0	\$0	\$0	\$10,000	\$49,357	\$8,683	\$0	\$0	\$0	\$0	\$0	\$41,072	\$0
Frederick Area 06-2	\$0	\$0	\$7,548	\$1,769	\$77,973	\$15,222	\$0	\$0	\$0	\$0	\$19,351	\$5,894	\$0
Freeman 33-1	\$0	\$13,592	\$0	\$11,428	\$101,079	\$25,182	\$0	\$0	\$0	\$0	\$0	\$298,767	\$0
Garretson 49-4	\$0	\$37,063	\$0	\$10,000	\$21,566	\$21,010	\$0	\$0	\$0	\$0	\$0	\$0	\$0
Gayville-Volin 63-1	\$0	\$22,934	\$9,225	\$10,000	\$72,252	\$16,302	\$0	\$0	\$0	\$0	\$88,557	\$13,576	\$0
Gettysburg 53-1	\$0	\$16,940	\$0	\$10,000	\$48,925	\$20,048	\$0	\$1,418	\$0	\$0	\$31,720	\$45,985	\$0
Gregory 26-4	\$0	\$11,477	\$13,870	\$15,048	\$115,652	\$28,319	\$0	\$0	\$0	\$0	\$0	\$23,031	\$0
Groton Area 06-6	\$0	\$26,767	\$0	\$12,164	\$95,189	\$32,243	\$0	\$0	\$0	\$0	\$0	\$254,606	\$0
Haakon 27-1	\$0	\$26,443	\$0	\$10,000	\$127,661	\$19,366	\$0	\$0	\$0	\$0	\$0	\$30,203	\$0
Hamlin 28-3	\$0	\$0	\$28,178	\$15,446	\$181,292	\$52,809	\$0	\$0	\$0	\$0	\$3,005	\$382,877	\$0
Hanson 30-1	\$0	\$0	\$0	\$20,000	\$140,083	\$24,889	\$0	\$0	\$0	\$0	\$0	\$39,792	\$0
Harding County 31-1	\$0	\$9,025	\$85	\$10,000	\$81,867	\$19,017	\$0	\$0	\$0	\$0	\$14,711	\$118,648	\$0
Harrisburg 41-2	\$0	\$0	\$61,772	\$10,938	\$136,955	\$118,235	\$20,294	\$46,327	\$0	\$0	\$926,333	\$0	\$0
Henry 14-2	\$0	\$0	\$100,371	\$9,935	\$34,016	\$7,222	\$0	\$0	\$1,481	\$0	\$0	\$3,724	\$0
Herreid 10-1	\$0	\$13,000	\$0	\$10,000	\$51,212	\$8,206	\$0	\$0	\$0	\$0	\$0	\$77,836	\$0
Higmore-Harrold 34-2	\$0	\$0	\$4,485	\$11,017	\$112,513	\$23,302	\$0	\$2,887	\$0	\$0	\$0	\$50,210	\$0
Hill City 51-2	\$0	\$32,468	\$0	\$8,521	\$123,321	\$26,251	\$0	\$0	\$0	\$0	\$26,810	\$127,191	\$0
Hitchcock-Tulare 56-6	\$0	\$0	\$0	\$10,000	\$63,459	\$20,421	\$0	\$6,047	\$0	\$0	\$0	\$124,371	\$0
Hot Springs 23-2	\$31,175	\$0	\$23,119	\$13,852	\$286,432	\$61,660	\$0	\$3,592	\$0	\$0	\$0	\$48,203	\$12,344
Hoven 53-2	\$0	\$0	\$4,122	\$10,000	\$56,145	\$12,050	\$0	\$0	\$0	\$0	\$57,196	\$70,592	\$0
Howard 48-3	\$0	\$0	\$0	\$10,000	\$82,750	\$27,022	\$0	\$0	\$0	\$0	\$43,875	\$47,992	\$0
Huron 02-2	\$0	\$0	\$362,047	\$0	\$1,157,347	\$223,850	\$112,869	\$92,467	\$0	\$0	\$0	\$577,550	\$0
Ipswich Public 22-6	\$0	\$23,333	\$0	\$10,000	\$63,458	\$19,194	\$0	\$0	\$0	\$0	\$0	\$94,342	\$0
Irene-Wakonda 13-3	\$0	\$0	\$11,583	\$10,000	\$36,809	\$15,293	\$0	\$0	\$0	\$0	\$0	\$6,241	\$0
Iroquois 02-3	\$0	\$12,923	\$6,865	\$10,438	\$80,712	\$23,455	\$0	\$5,017	\$0	\$0	\$0	\$45,554	\$0
Jones County 37-3	\$0	\$8,197	\$0	\$10,000	\$126,181	\$14,351	\$0	\$0	\$0	\$0	\$138	\$41,036	\$0
Kadoka Area 35-2	\$29,282	\$0	\$19,567	\$113,780	\$922,396	\$110,955	\$0	\$0	\$0	\$0	\$0	\$265,091	\$0
Kimball 07-2	\$0	\$19,226	\$6,005	\$14,800	\$122,173	\$31,965	\$0	\$0	\$0	\$0	\$135,284	\$24,175	\$0
Lake Preston 38-3	\$0	\$0	\$6,664	\$10,000	\$89,351	\$14,672	\$0	\$0	\$0	\$0	\$0	\$67,792	\$0
Langford Area 45-5	\$0	\$4,565	\$0	\$15,663	\$45,270	\$17,287	\$0	\$0	\$0	\$0	\$49,617	\$0	\$0
Lead-Deadwood 40-1	\$0	\$0	\$21,975	\$31,722	\$249,298	\$72,198	\$0	\$9,068	\$0	\$0	\$117,246	\$218,643	\$0
Lemmon 52-4	\$0	\$0	\$8,653	\$6,827	\$117,487	\$22,577	\$0	\$29,132	\$1,500	\$0	\$20,430	\$55,952	\$96,030
Lennox 41-4	\$0	\$0	\$0	\$10,761	\$52,031	\$39,618	\$0	\$0	\$0	\$0	\$0	\$180,012	\$0
Leola 44-2	\$0	\$7,074	\$6,213	\$10,000	\$93,023	\$26,026	\$0	\$11,139	\$0	\$0	\$0	\$0	\$0
Lyman 42-1	\$0	\$0	\$18,504	\$47,460	\$491,270	\$91,159	\$0	\$0	\$0	\$0	\$166,585	\$81,857	\$0
Madison Central 39-2	\$0	\$0	\$0	\$34,628	\$219,132	\$74,733	\$0	\$17,668	\$0	\$0	\$371,127	\$473,848	\$0
Marion 60-3	\$0	\$0	\$12,119	\$10,000	\$49,064	\$3,133	\$0	\$0	\$0	\$0	\$47,637	\$0	\$0
McCook Central 43-7	\$0	\$16,218	\$0	\$11,086	\$82,237	\$24,217	\$0	\$0	\$4,255	\$0	\$0	\$235,208	\$0
McIntosh 15-1	\$13,788	\$0	\$20,270	\$30,604	\$300,603	\$40,334	\$0	\$0	\$0	\$0	\$0	\$123,315	\$0
McLaughlin 15-2	\$62,493	\$0	\$26,390	\$107,042	\$994,496	\$132,412	\$0	\$0	\$0	\$0	\$0	\$246,959	\$0
Meade 46-1	\$0	\$0	\$90,974	\$70,089	\$672,352	\$157,876	\$0	\$50,944	\$0	\$0	\$14,624	\$600,209	\$0

2022-2023

General Fund Revenue

as of 12/12/2023	FEDERAL REVENUES												
Revenue Account Code	4142	4149	4151	4153	4158	4159	4160	4161	4175	4182	4190	4191	4200
School District	Indian Education, Title XI	Other Restricted Grants Direct from Federal Gov't	Other Grants from Federal Gov't through the State	Title IV Student Support & Academic Enrich.	Improving the Academic Achievement of the Disadvantaged, Title I	Teahcer & Principal Training & Recruiting, Title II Part A	Language Instruction for LEP and Immigrant Students	Vocational Education	IDEA, Part B, Section 611	Workforce Investment Act, Summer Opportunities	Elementary & Secondary School Emergency Relief ESSER II	Elementary & Secondary School Emergency Relief ESSER III	Revenue in Lieu of Taxes
Menno 33-2	\$0	\$22,701	\$0	\$247	\$76,586	\$12,002	\$0	\$0	\$0	\$0	\$84,960	\$149,853	\$0
Milbank 25-4	\$0	\$0	\$33,536	\$21,432	\$218,027	\$66,601	\$0	\$78,379	\$0	\$0	\$74,422	\$206,034	\$0
Miller 29-4	\$0	\$23,858	\$0	\$10,000	\$86,307	\$24,421	\$0	\$5,160	\$0	\$0	\$0	\$0	\$0
Mitchell 17-2	\$0	\$0	\$234,873	\$83,149	\$722,864	\$177,109	\$15,466	\$45,614	\$0	\$0	\$0	\$170,747	\$0
Mobridge-Pollock 62-6	\$49,372	\$0	\$23,279	\$28,072	\$303,484	\$72,728	\$0	\$10,922	\$0	\$0	\$539,456	\$228,199	\$0
Montrose 43-2	\$0	\$0	\$0	\$10,000	\$28,204	\$8,622	\$0	\$0	\$0	\$0	\$0	\$98,816	\$0
Mount Vernon 17-3	\$0	\$14,698	\$0	\$10,000	\$41,386	\$7,965	\$0	\$0	\$0	\$0	\$0	\$85,290	\$0
New Underwood 51-3	\$0	\$0	\$0	\$10,000	\$73,320	\$10,538	\$0	\$0	\$0	\$0	\$10,017	\$74,745	\$0
Newell 09-2	\$0	\$0	\$8,469	\$16,386	\$147,590	\$29,466	\$0	\$27,991	\$0	\$0	\$0	\$12,230	\$0
Northwestern Area 56-7	\$0	\$0	\$0	\$10,000	\$75,703	\$21,085	\$0	\$0	\$0	\$0	\$0	\$33,861	\$0
Oelrichs 23-3	\$28,601	\$10,999	\$2,834	\$18,841	\$143,534	\$3,821	\$0	\$0	\$0	\$0	\$0	\$182,725	\$0
Oglala Lakota County 65-1	\$453,314	\$391,879	\$171,396	\$567,093	\$4,900,071	\$516,422	\$0	\$85,324	\$0	\$0	\$0	\$2,009,732	\$0
Oldham-Ramona 39-5	\$0	\$0	\$3,417	\$3,516	\$35,432	\$4,566	\$0	\$0	\$0	\$0	\$12,849	\$0	\$0
Parker 60-4	\$0	\$33,302	\$0	\$10,000	\$52,883	\$17,300	\$0	\$6,314	\$0	\$0	\$0	\$0	\$0
Parkston 33-3	\$0	\$0	\$0	\$24,599	\$212,514	\$53,649	\$0	\$2,534	\$0	\$0	\$0	\$146,381	\$0
Pierre 32-2	\$139,148	\$0	\$24,529	\$59,182	\$592,672	\$196,231	\$0	\$27,668	\$0	\$0	\$0	\$391,978	\$0
Plankinton 01-1	\$0	\$31,672	\$0	\$10,000	\$97,644	\$17,274	\$0	\$0	\$0	\$0	\$0	\$0	\$0
Platte-Geddes 11-5	\$0	\$7,950	\$0	\$19,149	\$150,448	\$38,268	\$0	\$41,661	\$0	\$0	\$108,538	\$81,326	\$0
Rapid City Area 51-4	\$488,841	\$0	\$473,262	\$511,027	\$4,703,614	\$963,619	\$65,603	\$236,960	\$0	\$250,649	\$0	\$879,236	\$0
Redfield 56-4	\$0	\$0	\$128,181	\$15,446	\$120,716	\$34,692	\$0	\$0	\$0	\$0	\$0	\$133,424	\$0
Rosholt 54-4	\$0	\$7,623	\$0	\$21,184	\$201,078	\$9,660	\$0	\$0	\$0	\$0	\$0	\$79,914	\$0
Rutland 39-4	\$0	\$0	\$0	\$10,000	\$29,967	\$7,237	\$0	\$0	\$0	\$0	\$0	\$0	\$0
Sanborn Central 55-5	\$0	\$0	\$7,247	\$10,000	\$74,933	\$16,853	\$0	\$0	\$0	\$0	\$75	\$165,350	\$0
Scotland 04-3	\$0	\$6,635	\$43,661	\$12,076	\$93,055	\$28,828	\$0	\$0	\$0	\$0	\$64,971	\$55,202	\$0
Selby Area 62-5	\$0	\$0	\$866	\$10,000	\$49,919	\$19,361	\$0	\$0	\$0	\$0	\$27,518	\$11,529	\$0
Sioux Falls 49-5	\$348,924	\$3,307,678	\$822,276	\$475,534	\$7,020,065	\$1,167,394	\$337,740	\$208,971	\$3,045	\$0	\$5,928,236	\$6,192,068	\$0
Sioux Valley 05-5	\$0	\$0	\$0	\$10,000	\$77,562	\$27,531	\$0	\$0	\$1,066	\$0	\$0	\$61,011	\$0
Sisseton 54-2	\$128,733	\$0	\$46,251	\$0	\$743,525	\$178,084	\$0	\$29,109	\$0	\$0	\$995,115	\$583,686	\$0
Smee 15-3	\$40,178	\$0	\$131,829	\$28,317	\$333,973	\$11,238	\$0	\$0	\$0	\$0	\$27,463	\$90,964	\$0
South Central 26-5	\$0	\$0	\$3,610	\$10,000	\$78,369	\$18,004	\$0	\$0	\$0	\$0	\$10,978	\$1,133	\$0
Spearfish 40-2	\$0	\$0	\$23,384	\$34,535	\$456,367	\$142,791	\$0	\$6,652	\$0	\$0	\$528,229	\$6,005	\$0
Stanley County 57-1	\$15,375	\$0	\$0	\$0	\$67,949	\$28,059	\$0	\$2,779	\$0	\$0	\$34,120	\$0	\$0
Summit 54-6	\$0	\$8,399	\$9,489	\$10,000	\$65,655	\$9,440	\$0	\$0	\$0	\$0	\$154,496	\$111,151	\$0
Tea Area 41-5	\$0	\$0	\$8,090	\$8,235	\$41,555	\$79,680	\$0	\$280	\$0	\$0	\$445,615	\$149,601	\$0
Timber Lake 20-3	\$0	\$0	\$22,640	\$41,215	\$309,940	\$40,521	\$968	\$0	\$0	\$0	\$0	\$228,820	\$0
Todd County 66-1	\$406,549	\$0	\$179,443	\$407,996	\$4,586,674	\$580,674	\$0	\$61,249	\$0	\$0	\$1,641,586	\$1,054,711	\$0
Tripp-Delmont 33-5	\$0	\$0	\$9,207	\$10,807	\$77,455	\$21,871	\$0	\$0	\$0	\$0	\$0	\$58,306	\$0
Tri-Valley 49-6	\$0	\$0	\$0	\$13,035	\$127,284	\$47,499	\$0	\$4,117	\$0	\$0	\$179,386	\$112,545	\$0
Vermillion 13-1	\$10,790	\$0	\$0	\$43,491	\$346,161	\$86,600	\$0	\$9,365	\$0	\$0	\$574,004	\$179,115	\$0
Viborg-Hurley 60-6	\$0	\$0	\$0	\$10,000	\$66,648	\$23,332	\$0	\$0	\$0	\$0	\$0	\$0	\$0
Wagner Community 11-4	\$139,829	\$0	\$58,031	\$64,214	\$585,166	\$96,445	\$0	\$0	\$0	\$0	\$0	\$830,080	\$0
Wall 51-5	\$0	\$21,829	\$9,047	\$10,000	\$56,208	\$15,286	\$0	\$0	\$0	\$0	\$0	\$25,531	\$0
Warner 06-5	\$0	\$0	\$0	\$10,000	\$50,958	\$10,462	\$0	\$0	\$0	\$0	\$0	\$0	\$0
Watertown 14-4	\$0	\$0	\$13,019	\$78,743	\$766,258	\$226,156	\$15,812	\$0	\$0	\$0	\$0	\$884,844	\$0
Waubay 18-3	\$17,933	\$0	\$8,548	\$14,078	\$106,859	\$26,530	\$0	\$985	\$1,500	\$0	\$0	\$91,310	\$148
Waverly 14-5	\$0	\$0	\$0	\$10,000	\$63,046	\$11,840	\$0	\$0	\$4,500	\$0	\$69,527	\$14,453	\$1,207

2022-2023

General Fund Revenue

as of 12/12/2023	FEDERAL REVENUES												
Revenue Account Code	4142	4149	4151	4153	4158	4159	4160	4161	4175	4182	4190	4191	4200
School District	Indian Education, Title XI	Other Restricted Grants Direct from Federal Gov't	Other Grants from Federal Gov't through the State	Title IV Student Support & Academic Enrich.	Improving the Academic Achievement of the Disadvantaged, Title I	Teacher & Principal Training & Recruiting, Title II Part A	Language Instruction for LEP and Immigrant Students	Vocational Education	IDEA, Part B, Section 611	Workforce Investment Act, Summer Opportunities	Elementary & Secondary School Emergency Relief ESSER II	Elementary & Secondary School Emergency Relief ESSER III	Revenue in Lieu of Taxes
Webster Area 18-5	\$0	\$5,334	\$0	\$13,619	\$110,082	\$36,932	\$0	\$45,723	\$0	\$0	\$96,414	\$1,871	\$0
Wessington Springs 36-2	\$0	\$16,148	\$11,625	\$13,131	\$106,543	\$20,825	\$0	\$56	\$0	\$0	\$69,677	\$24,328	\$0
West Central 49-7	\$0	\$0	\$5,505	\$16,992	\$256,569	\$45,705	\$0	\$0	\$0	\$0	\$0	\$152,739	\$0
White Lake 01-3	\$0	\$0	\$5,843	\$9,409	\$46,014	\$8,221	\$0	\$0	\$0	\$0	\$0	\$47,884	\$0
White River 47-1	\$51,982	\$0	\$21,929	\$61,426	\$690,253	\$82,036	\$0	\$0	\$0	\$0	\$0	\$37,679	\$0
Willow Lake 12-3	\$0	\$4,255	\$7,273	\$13,414	\$89,415	\$16,124	\$0	\$4,840	\$0	\$0	\$0	\$15,287	\$0
Wilmot 54-7	\$7,945	\$5,417	\$165,103	\$12,024	\$135,741	\$27,420	\$0	\$4,550	\$0	\$0	\$21,980	\$214,757	\$28
Winner 59-2	\$0	\$0	\$31,473	\$73,887	\$513,634	\$101,077	\$0	\$538	\$0	\$0	\$0	\$306,254	\$0
Wolsey-Wessington 02-6	\$0	\$0	\$8,042	\$10,000	\$84,737	\$13,175	\$0	\$0	\$0	\$0	\$17,140	\$130,980	\$0
Woonsocket 55-4	\$0	\$0	\$0	\$10,000	\$70,186	\$16,242	\$0	\$0	\$0	\$0	\$17,938	\$37,060	\$0
Yankton 63-3	\$0	\$0	\$94,918	\$43,959	\$439,584	\$110,998	\$5,869	\$35,396	\$0	\$0	\$880,288	\$1,023,594	\$0
STATE Totals	\$3,067,695	\$4,573,798	\$4,475,983	\$5,164,760	\$50,387,262	\$9,821,396	\$591,667	\$1,488,789	\$24,930	\$250,649	\$17,847,666	\$33,763,178	\$193,850

2022-2023

General Fund Revenue

as of 12/12/2023			
Revenue Account Code	4400	4900	
School District	Johnson O'Malley Funds	Other Federal Revenues	Total OTHER Revenue
Aberdeen 06-1	\$11,350	\$0	\$4,059,581
Agar-Blunt-Onida 58-3	\$0	\$174	\$655,442
Alcester-Hudson 61-1	\$0	\$0	\$569,114
Andes Central 11-1	\$39,184	\$0	\$1,503,213
Arlington 38-1	\$0	\$0	\$301,929
Armour 21-1	\$0	\$0	\$444,452
Avon 04-1	\$0	\$14,761	\$561,780
Baltic 49-1	\$0	\$28,288	\$443,022
Belle Fourche 09-1	\$0	\$0	\$2,473,717
Bennett County 03-1	\$0	\$0	\$2,153,898
Beresford 61-2	\$0	\$0	\$865,465
Big Stone City 25-1	\$0	\$0	\$390,959
Bison 52-1	\$0	\$0	\$387,942
Bon Homme 04-2	\$0	\$0	\$1,179,949
Bowdle 22-1	\$0	\$0	\$166,794
Brandon Valley 49-2	\$0	\$0	\$4,350,516
Bridgewater-Emery 30-3	\$0	\$0	\$452,796
Britton-Hecla 45-4	\$0	\$0	\$667,184
Brookings 05-1	\$0	\$0	\$4,535,927
Burke 26-2	\$0	\$9,190	\$831,276
Canistota 43-1	\$0	\$0	\$244,580
Canton 41-1	\$0	\$0	\$1,115,519
Castlewood 28-1	\$0	\$0	\$381,511
Centerville 60-1	\$0	\$0	\$301,464
Chamberlain 07-1	\$0	\$0	\$3,102,825
Chester Area 39-1	\$0	\$0	\$739,786
Clark 12-2	\$0	\$0	\$1,023,109
Colman-Egan 50-5	\$0	\$4,141	\$284,440
Colome Consolidated 59-3	\$0	\$0	\$464,845
Corsica-Stickney 21-3	\$0	\$0	\$443,241
Custer 16-1	\$0	\$0	\$2,065,846
Dakota Valley 61-8	\$0	\$0	\$1,283,286
De Smet 38-2	\$0	\$0	\$502,983
Dell Rapids 49-3	\$0	\$0	\$1,097,362
Deubrook Area 05-6	\$0	\$0	\$1,205,157
Deuel 19-4	\$0	\$0	\$1,737,264
Doland 56-2	\$0	\$0	\$282,705
Douglas 51-1	\$0	\$2,114	\$3,725,634
Dupree 64-2	\$33,031	\$0	\$1,494,784
Eagle Butte 20-1	\$69,645	\$0	\$3,500,196
Edgemont 23-1	\$0	\$0	\$320,339
Edmunds Central 22-5	\$0	\$0	\$794,267
Elk Mountain 16-2	\$0	\$0	\$94,401
Elk Point-Jefferson 61-7	\$0	\$0	\$625,865
Elkton 05-3	\$0	\$3,951	\$1,377,821
Estelline 28-2	\$0	\$0	\$581,805

1110	1120	3111
Current Year Ad Valorem Taxes	Prior Year Ad Valorem Taxes	State Aid
\$11,163,739	\$118,933	\$17,298,191
\$2,217,163	\$10,583	\$29,796
\$1,177,810	\$9,819	\$1,451,654
\$1,217,423	\$5,527	\$1,444,312
\$1,348,532	\$4,867	\$1,044,517
\$776,614	\$2,738	\$1,084,174
\$431,862	\$2,401	\$1,253,864
\$827,205	\$2,778	\$2,903,109
\$2,894,770	\$17,262	\$5,854,253
\$739,367	\$31,479	\$2,640,423
\$1,856,276	\$17,454	\$3,060,201
\$790,896	\$3,117	\$51,462
\$755,099	\$1,486	\$555,663
\$1,121,036	\$10,468	\$2,439,098
\$1,023,606	\$3,879	\$332,643
\$10,456,959	\$93,251	\$20,883,645
\$1,124,313	\$1,775	\$1,532,596
\$2,077,358	\$13,224	\$1,171,326
\$9,288,054	\$6,143	\$13,438,439
\$409,712	\$316,311	\$1,259,915
\$827,526	\$6,916	\$1,569,942
\$2,523,343	\$20,750	\$3,137,840
\$647,040	\$2,096	\$1,804,354
\$650,231	\$3,493	\$1,503,219
\$1,907,159	\$2,617	\$3,338,213
\$1,367,060	\$5,564	\$2,093,824
\$2,102,029	\$8,800	\$1,151,619
\$588,136	\$40,944	\$1,584,903
\$561,582	\$14,159	\$716,329
\$919,357	\$6,814	\$913,894
\$6,013,066	\$75,583	\$99,018
\$5,070,517	\$47,062	\$4,440,814
\$1,367,003	\$5,375	\$1,176,496
\$2,216,547	\$20,703	\$3,883,641
\$1,400,774	\$908	\$1,127,785
\$1,810,203	\$14,510	\$1,381,947
\$1,083,896	\$4,637	\$377,730
\$3,309,419	\$25,825	\$14,672,689
\$358,196	\$7,319	\$2,355,037
\$393,230	\$15,730	\$2,251,336
\$988,090	\$11,164	\$434,254
\$1,269,515	\$6,129	\$110,000
\$179,483	\$973	\$0
\$1,535,867	\$27,501	\$2,787,581
\$1,760,641	\$41	\$723,042
\$1,717,641	\$7,077	\$800,845

2022-2023

General Fund Revenue

as of 12/12/2023			
Revenue Account Code	4400	4900	
School District	Johnson O'Malley Funds	Other Federal Revenues	Total OTHER Revenue
Ethan 17-1	\$0	\$0	\$308,348
Eureka 44-1	\$0	\$1,299	\$410,061
Faith 46-2	\$0	\$0	\$415,968
Faultkon Area 24-4	\$0	\$0	\$521,332
Flandreau 50-3	\$0	\$0	\$1,064,648
Florence 14-1	\$0	\$28,132	\$284,934
Frederick Area 06-2	\$0	\$0	\$423,533
Freeman 33-1	\$0	\$0	\$825,896
Garretson 49-4	\$0	\$0	\$566,809
Gayville-Volin 63-1	\$0	\$0	\$379,035
Gettysburg 53-1	\$0	\$0	\$418,977
Gregory 26-4	\$0	\$0	\$530,080
Groton Area 06-6	\$0	\$2,585	\$1,706,475
Haakon 27-1	\$0	\$0	\$608,193
Hamlin 28-3	\$0	\$40,959	\$1,250,747
Hanson 30-1	\$0	\$0	\$515,699
Harding County 31-1	\$0	\$0	\$977,042
Harrisburg 41-2	\$0	\$0	\$4,679,376
Henry 14-2	\$0	\$0	\$263,870
Herreid 10-1	\$0	\$0	\$264,919
Highmore-Harrold 34-2	\$0	\$0	\$895,174
Hill City 51-2	\$0	\$0	\$755,700
Hitchcock-Tulare 56-6	\$0	\$0	\$434,473
Hot Springs 23-2	\$0	\$0	\$1,147,496
Hoven 53-2	\$0	\$0	\$381,657
Howard 48-3	\$0	\$0	\$796,729
Huron 02-2	\$0	\$46,021	\$4,191,883
Ipswich Public 22-6	\$0	\$0	\$731,170
Irene-Wakonda 13-3	\$0	\$0	\$328,589
Iroquois 02-3	\$0	\$0	\$331,938
Jones County 37-3	\$0	\$0	\$488,478
Kadoka Area 35-2	\$0	\$0	\$1,902,709
Kimball 07-2	\$0	\$0	\$949,571
Lake Preston 38-3	\$0	\$0	\$347,065
Langford Area 45-5	\$0	\$0	\$284,858
Lead-Deadwood 40-1	\$0	\$0	\$1,418,653
Lemmon 52-4	\$0	\$0	\$757,281
Lennox 41-4	\$0	\$0	\$1,041,220
Leola 44-2	\$0	\$0	\$472,054
Lyman 42-1	\$0	\$0	\$1,375,871
Madison Central 39-2	\$0	\$0	\$1,875,568
Marion 60-3	\$0	\$0	\$542,054
McCook Central 43-7	\$0	\$0	\$713,125
McIntosh 15-1	\$8,054	\$0	\$630,883
McLaughlin 15-2	\$33,825	\$0	\$1,935,114
Meade 46-1	\$0	\$0	\$3,145,598

1110	1120	3111
Current Year Ad Valorem Taxes	Prior Year Ad Valorem Taxes	State Aid
\$327,703	\$4,901	\$1,772,923
\$1,478,131	\$3,045	\$301,748
\$297,965	\$971	\$1,289,781
\$1,681,434	\$867	\$1,184,860
\$1,127,225	\$15,505	\$3,442,322
\$276,773	\$2,450	\$1,923,964
\$967,927	\$3,518	\$667,758
\$1,382,941	\$3,863	\$1,809,493
\$1,057,127	\$4,689	\$1,885,013
\$304,211	\$2,202	\$1,723,904
\$668,483	\$2,671	\$976,357
\$986,175	\$9,776	\$1,915,862
\$2,997,207	\$9,266	\$45,046
\$1,008,053	\$1,918	\$1,342,112
\$2,055,854	\$11,351	\$3,273,075
\$855,390	\$9,209	\$1,918,699
\$868,278	\$6,872	\$815,053
\$18,048,392	\$104,498	\$23,187,207
\$606,101	\$420	\$1,215,692
\$1,177,489	\$2,868	\$438,845
\$1,375,559	\$21,189	\$286,915
\$3,508,040	\$12,051	\$84,253
\$1,599,608	\$4,563	\$408,554
\$2,650,432	\$43,111	\$2,147,385
\$1,234,132	\$5,101	\$110,000
\$1,523,251	\$50,979	\$740,828
\$4,694,919	\$63,340	\$15,343,472
\$1,945,337	\$5,818	\$786,099
\$1,161,425	\$5,371	\$1,108,521
\$1,539,028	\$4,399	\$631,563
\$600,074	\$2,778	\$887,757
\$721,706	\$5,494	\$1,590,054
\$952,249	\$3,974	\$1,439,709
\$1,107,066	\$2,432	\$563,414
\$1,005,773	\$7,406	\$853,568
\$6,582,534	\$1,922	\$173,019
\$1,137,695	\$10,177	\$1,090,992
\$2,783,303	\$17,737	\$4,518,139
\$1,197,436	\$17,590	\$830,156
\$1,186,054	\$3,111	\$1,205,980
\$4,088,733	\$22,971	\$3,456,726
\$1,090,688	\$2,561	\$522,650
\$1,231,727	\$4,212	\$1,868,520
\$494,989	\$3,777	\$854,011
\$461,168	\$6,944	\$2,585,577
\$8,797,448	\$25,085	\$11,321,971

2022-2023

General Fund Revenue

as of 12/12/2023			
Revenue Account Code	4400	4900	
School District	Johnson O'Malley Funds	Other Federal Revenues	Total OTHER Revenue
Menno 33-2	\$0	\$0	\$1,054,754
Milbank 25-4	\$0	\$0	\$1,571,642
Miller 29-4	\$0	\$0	\$644,900
Mitchell 17-2	\$25,878	\$0	\$4,228,901
Mobridge-Pollock 62-6	\$12,785	\$14,833	\$1,947,385
Montrose 43-2	\$0	\$0	\$317,159
Mount Vernon 17-3	\$0	\$0	\$420,596
New Underwood 51-3	\$0	\$0	\$331,229
Newell 09-2	\$0	\$0	\$744,960
Northwestern Area 56-7	\$0	\$2,787	\$444,018
Oelrichs 23-3	\$0	\$0	\$455,580
Oglala Lakota County 65-1	\$0	\$0	\$10,574,357
Oldham-Ramona 39-5	\$0	\$0	\$194,635
Parker 60-4	\$0	\$0	\$441,960
Parkston 33-3	\$0	\$42,957	\$1,082,131
Pierre 32-2	\$37,043	\$0	\$3,775,119
Plankinton 01-1	\$0	\$0	\$616,595
Platte-Geddes 11-5	\$0	\$0	\$999,904
Rapid City Area 51-4	\$0	\$32	\$16,554,318
Redfield 56-4	\$0	\$0	\$675,887
Rosholt 54-4	\$0	\$0	\$578,408
Rutland 39-4	\$0	\$0	\$150,857
Sanborn Central 55-5	\$0	\$0	\$456,159
Scotland 04-3	\$0	\$0	\$504,442
Selby Area 62-5	\$0	\$0	\$358,162
Sioux Falls 49-5	\$12,197	\$13,246	\$47,121,786
Sioux Valley 05-5	\$0	\$249	\$623,102
Sisseton 54-2	\$0	\$4,846	\$3,881,774
Smee 15-3	\$14,396	\$0	\$798,068
South Central 26-5	\$0	\$0	\$231,901
Spearfish 40-2	\$0	\$0	\$3,159,161
Stanley County 57-1	\$0	\$0	\$817,126
Summit 54-6	\$0	\$8,471	\$1,114,428
Tea Area 41-5	\$0	\$0	\$1,788,530
Timber Lake 20-3	\$13,431	\$41,559	\$856,867
Todd County 66-1	\$0	\$0	\$9,980,581
Tripp-Delmont 33-5	\$0	\$0	\$659,610
Tri-Valley 49-6	\$0	\$0	\$1,560,458
Vermillion 13-1	\$0	\$0	\$2,037,027
Viborg-Hurley 60-6	\$0	\$0	\$532,385
Wagner Community 11-4	\$65,664	\$218,296	\$2,815,191
Wall 51-5	\$0	\$0	\$486,337
Warner 06-5	\$0	\$0	\$220,591
Watertown 14-4	\$0	\$0	\$4,312,965
Waubay 18-3	\$0	\$0	\$400,636
Waverly 14-5	\$0	\$0	\$1,074,804

1110	1120	3111
Current Year Ad Valorem Taxes	Prior Year Ad Valorem Taxes	State Aid
\$678,971	\$4,046	\$1,167,599
\$3,144,708	\$9,792	\$3,296,582
\$2,460,082	\$6,082	\$753,720
\$6,944,481	\$27,987	\$10,924,458
\$1,384,911	\$24,480	\$2,307,113
\$484,522	\$77	\$1,477,705
\$659,526	\$2,766	\$1,563,229
\$405,036	\$7,758	\$1,834,692
\$849,515	\$12,057	\$1,236,251
\$1,433,825	\$3,573	\$900,788
\$168,260	\$3,176	\$881,884
\$124,955	\$6,888	\$10,954,073
\$716,365	\$3,656	\$664,907
\$999,961	\$15,630	\$2,274,746
\$1,111,488	\$7,366	\$2,476,385
\$5,955,487	\$50,609	\$11,430,747
\$716,554	\$12,858	\$1,438,377
\$1,587,615	\$10,661	\$1,536,398
\$25,317,813	\$18,743,636	\$38,365,374
\$1,630,957	\$14,504	\$1,933,039
\$631,503	\$1,862	\$1,366,859
\$782,307	\$425	\$1,134,137
\$1,341,049	\$12,875	\$891,773
\$992,253	\$8,316	\$1,253,063
\$1,620,298	\$5,952	\$192,417
\$77,776,414	\$543,969	\$89,156,444
\$1,512,454	\$12,864	\$3,417,080
\$2,081,920	\$23,123	\$3,568,189
\$62,920	\$1,211	\$1,519,570
\$518,690	\$4,252	\$191,730
\$8,065,567	\$12,917	\$7,632,226
\$1,718,297	\$40,407	\$1,178,561
\$375,791	\$1,326	\$1,038,040
\$3,645,657	\$44,027	\$11,387,092
\$584,181	\$13,682	\$2,214,666
\$382,888	\$15,676	\$12,950,605
\$1,128,227	\$3,210	\$411,258
\$3,759,784	\$20,711	\$2,694,719
\$3,952,246	\$17,606	\$5,783,123
\$1,083,114	\$6,840	\$1,725,982
\$1,186,367	\$11,147	\$4,166,139
\$775,507	\$6,908	\$1,382,444
\$552,147	\$2,899	\$1,815,136
\$10,933,469	\$24,027	\$12,865,748
\$753,618	\$2,632	\$790,102
\$658,882	\$2,680	\$1,459,431

General Fund Revenue

as of 12/12/2023			
Revenue Account Code	4400	4900	
School District	Johnson O'Malley Funds	Other Federal Revenues	Total OTHER Revenue
Webster Area 18-5	\$0	\$0	\$825,690
Wessington Springs 36-2	\$0	\$7,865	\$705,473
West Central 49-7	\$0	\$0	\$2,086,038
White Lake 01-3	\$0	\$0	\$422,902
White River 47-1	\$4,484	\$0	\$1,253,466
Willow Lake 12-3	\$0	\$0	\$619,451
Wilmot 54-7	\$0	\$0	\$827,954
Winner 59-2	\$0	\$0	\$1,575,495
Wolsey-Wessington 02-6	\$0	\$20,792	\$527,398
Woonsocket 55-4	\$0	\$124	\$386,709
Yankton 63-3	\$0	\$0	\$5,396,306
STATE Totals	\$380,966	\$557,674	\$248,301,112

1110	1120	3111
Current Year Ad Valorem Taxes	Prior Year Ad Valorem Taxes	State Aid
\$2,096,855	\$7,543	\$1,297,309
\$1,252,398	\$11,567	\$1,523,093
\$3,152,942	\$32,184	\$5,898,096
\$572,353	\$5,891	\$369,862
\$285,491	\$6,194	\$2,610,965
\$914,845	\$113	\$1,184,116
\$622,224	\$4,037	\$992,237
\$1,830,727	\$27,737	\$2,921,503
\$956,458	\$17,549	\$1,520,980
\$482,335	\$7,731	\$1,492,292
\$8,290,514	\$71,551	\$11,532,676
\$391,216,298	\$21,612,376	\$541,652,910